

Cd8a-IRES-Luc-2A-EGFP

系統名	C57BL/6Smoc- <i>Cd8a</i> ^{em1(V5-IRES-luci-2A-EGFP)Smoc}
SMOC番号	NM-KI-18030
維持形態	Repository Live

遺伝子の概要

Gene Symbol Cd8a	Synonyms	Ly-2; Ly-B; Ly-35; Lyt-2; BB154331
	NCBI ID	12525
	MGI ID	88346
	Ensembl ID	ENSMUSG00000053977
	Human Ortholog	CD8A

説明


A V5-IRES-luci-2A-EGFP expression cassette was inserted before the stop codon TAA of mouse Cd8a gene to establish a multi-labeled knockin model with V5, luciferase and EGFP fluorescent protein.

応用分野: gene tracing

*Literature published using this strain should indicate: Cd8a-IRES-Luc-2A-EGFP mice (Cat. NO. NM-KI-18030) were purchased from Shanghai Model Organisms Center, Inc..

表現型データ

Cd8a WT

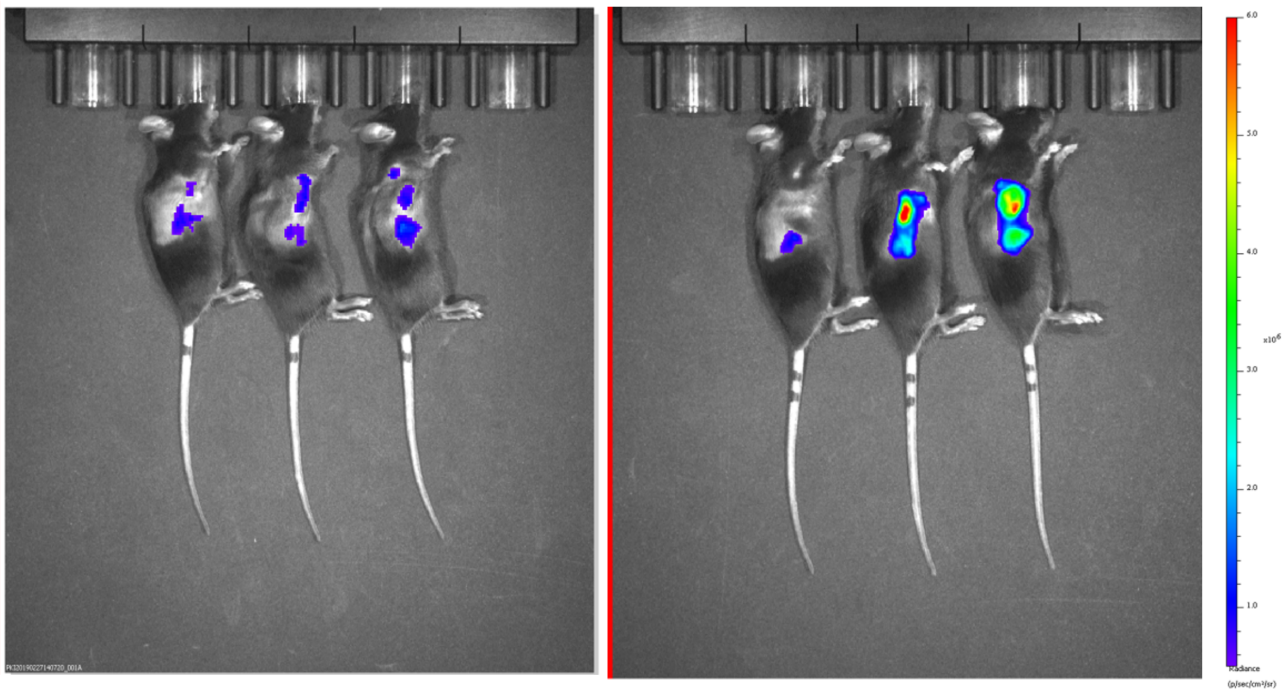


No stimulation

Figure 1 In the absence of any stimulation, the in vivo imaging system detected that Cd8aV5-IRES-luci-2A-EGFP/+ mice showed significant fluorescence.

No treatment

PD1 antibody treatment 1day



MC38 tumor model

Figure 2 *In vivo* imaging validation of MC38 tumors in Cd8av5-IRES-luci-2A-EGFP/+ reporter mice treated or not with a PD-1 mAb. After 1 day of stimulation with PD1 antibody, the fluorescence was significantly enhanced.

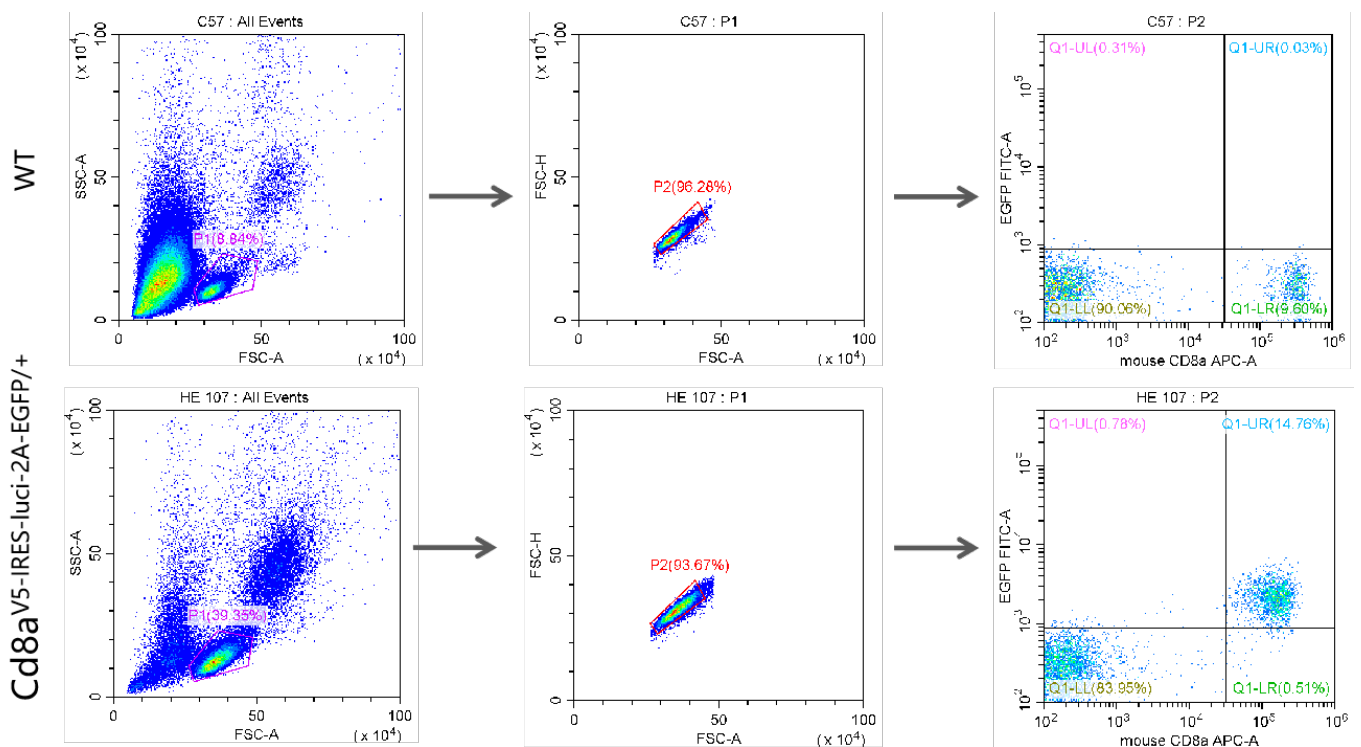


Figure 3 EGFP expression analysis in PBMC of Cd8av5-IRES-luci-2A-EGFP/+ mice by flow cytometry.

