

# Ccr2-KO

系統名	C57BL/6Smoc- <i>Ccr2</i> <sup>em1Smoc</sup>
SMOC番号	NM-KO-190018
維持形態	Repository Live

## 遺伝子の概要

Gene Symbol Ccr2	<b>Synonyms</b>	Ckr2; Ccr2a; Ccr2b; Ckr2a; Ckr2b; mJe-r; Cmkbr2; Cc-ckr-2
	<b>NCBI ID</b>	<a href="#">12772</a>
	<b>MGI ID</b>	<a href="#">106185</a>
	<b>Ensembl ID</b>	<a href="#">ENSMUSG00000049103</a>
	<b>Human Ortholog</b>	CCR2

## 説明

This *Ccr2* knockout mouse model was generated by knocking out the exon 3 region of the *Ccr2*.

**応用分野:** Immune-related

\*Literature published using this strain should indicate: *Ccr2*-KO mice (Cat. NO. NM-KO-190018) were purchased from Shanghai Model Organisms Center, Inc..

## 表現型データ

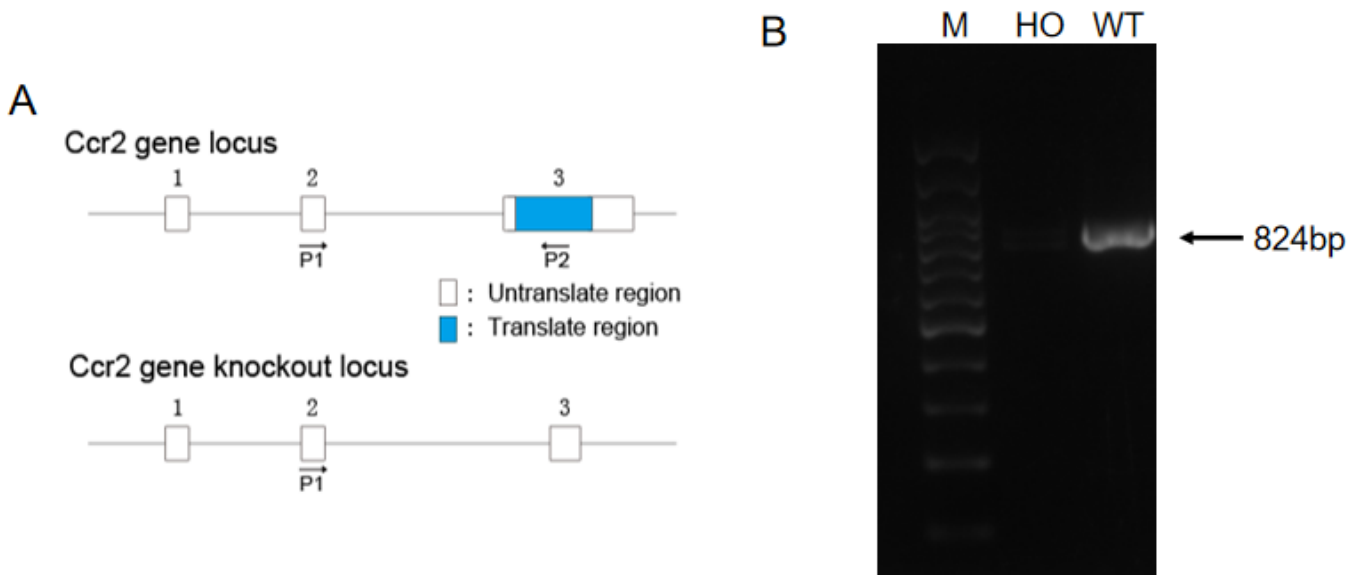


Fig1. Validation of *Ccr2* gene expression by RT-PCR.(A) Schematic diagram of primer design; (B) No product was obtained from *Ccr2* knockout homozygous mice, and the wild-type mice could obtain the 824bp target PCR product. (M, DNA marker; HO, homozygous; WT, wild type)

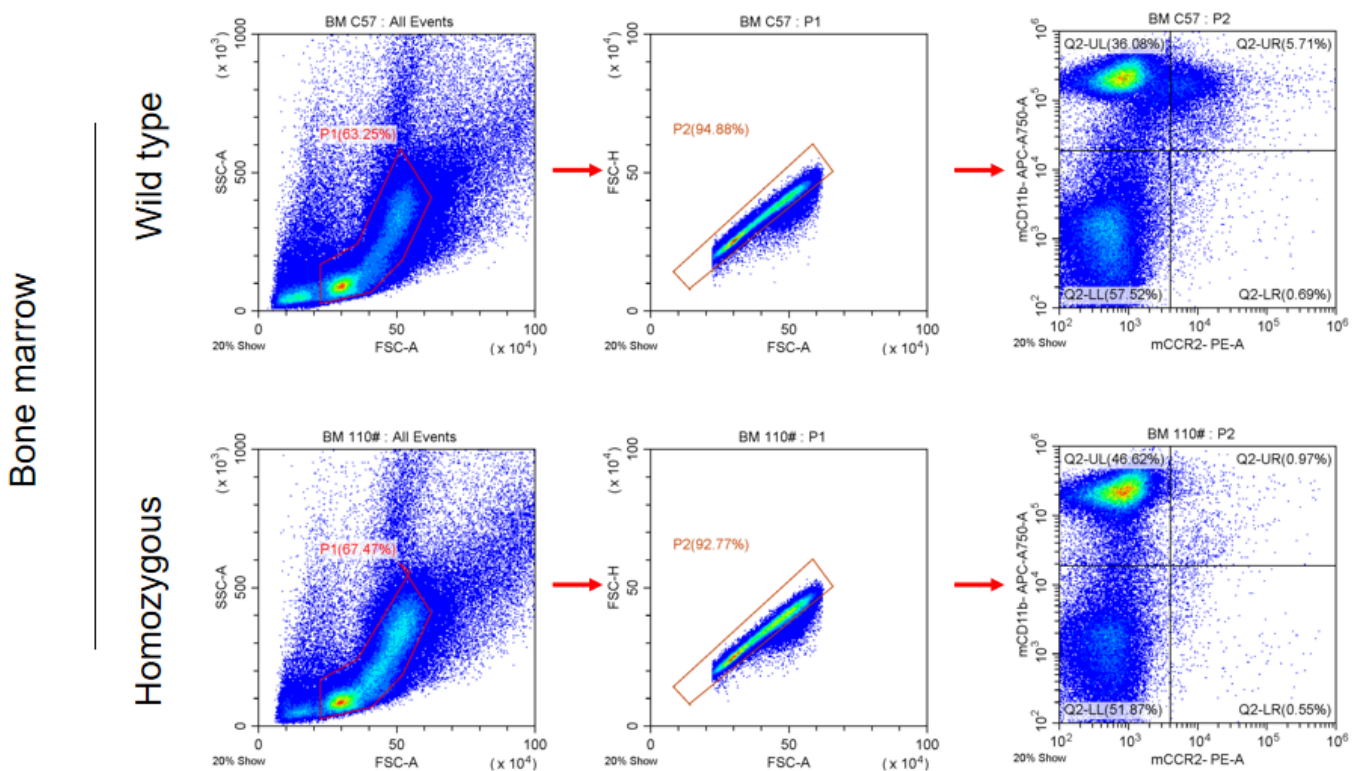


Fig2. Validation of CCR2 expression in the bone marrow by FACS. CCR2 expression could not be detected on CD11b+ cells of the *Ccr2* knockout homozygous mice.

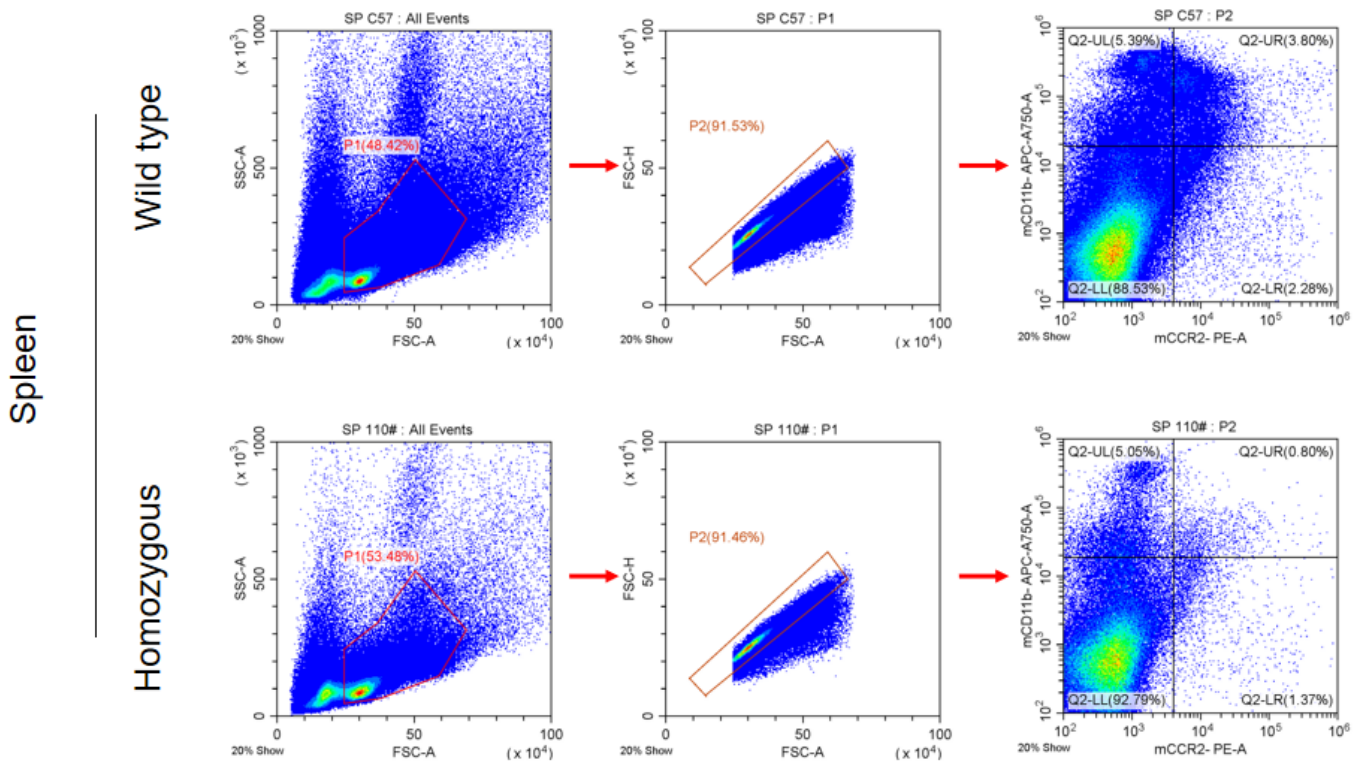


Fig3. Validation of CCR2 expression in the spleen by FACS. CCR2 expression could not be detected on CD11b+ cells of the Ccr2 knockout homozygous mice.

## 出版物

[The Effect of Lymphangiogenesis in Transplant Arteriosclerosis](#)

References: Circulation