

hSTING

系統名	C57BL/6Smoc- <i>Tmem173</i> ^{tm2(hTMEM173)Smoc}
SMOC番号	NM-HU-190036
維持形態	Embryo cryopreservation

遺伝子の概要

Gene Symbol Tmem173	Synonyms	ERIS; MPYS; Mita; STING; STING-beta; 2610307O08Rik
	NCBI ID	72512
	MGI ID	1919762
	Ensembl ID	ENSMUSG00000024349
	Human Ortholog	TMEM173

説明

The endogenous mouse *Tmem173* gene was replaced by human TMEM173 gene.

応用分野: Immunotherapy, cancer research, drug screening

*Literature published using this strain should indicate: hSTING mice (Cat. NO. NM-HU-190036) were purchased from Shanghai Model Organisms Center, Inc..

表現型データ

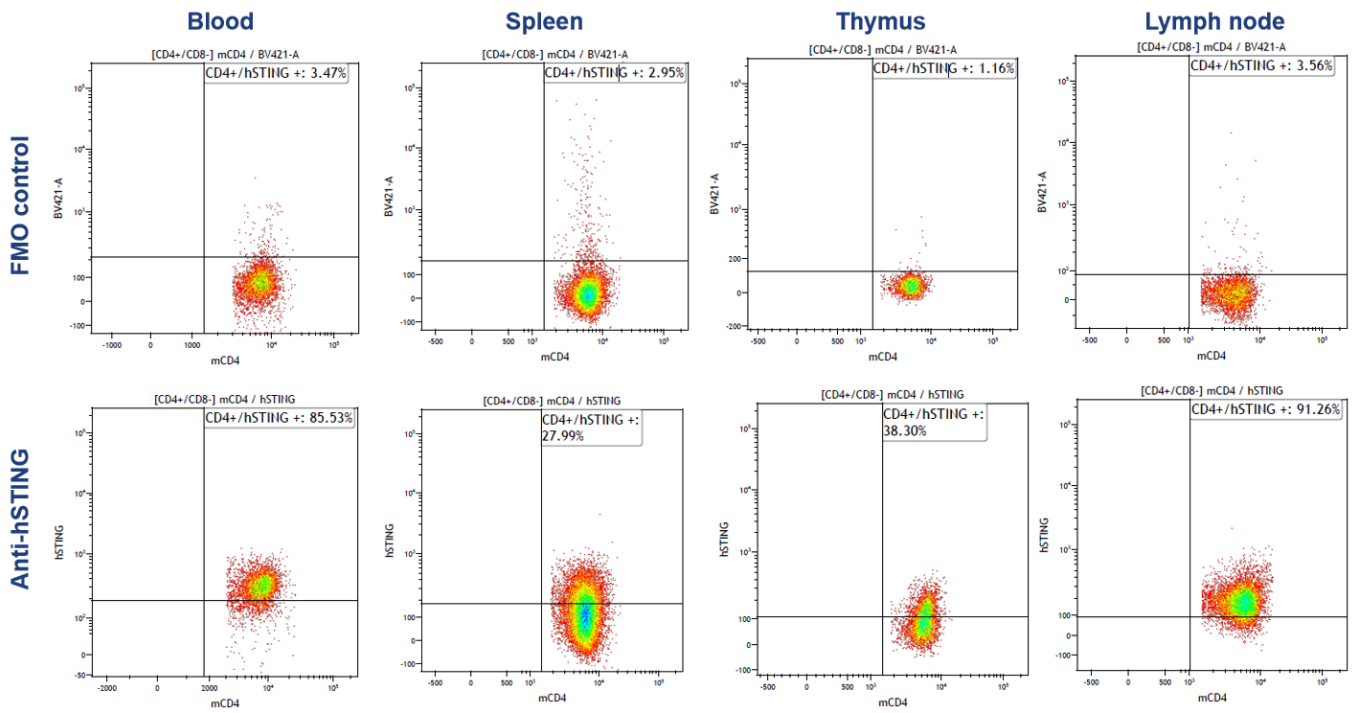


Fig1 The expression of human STING in CD4+ T lymphocytes of humanized STING mice was measured by FACS. In heterozygous humanized STING mice, active expression of human STING was detected in CD4+ T lymphocytes derived from blood, spleen, thymus and lymph node.

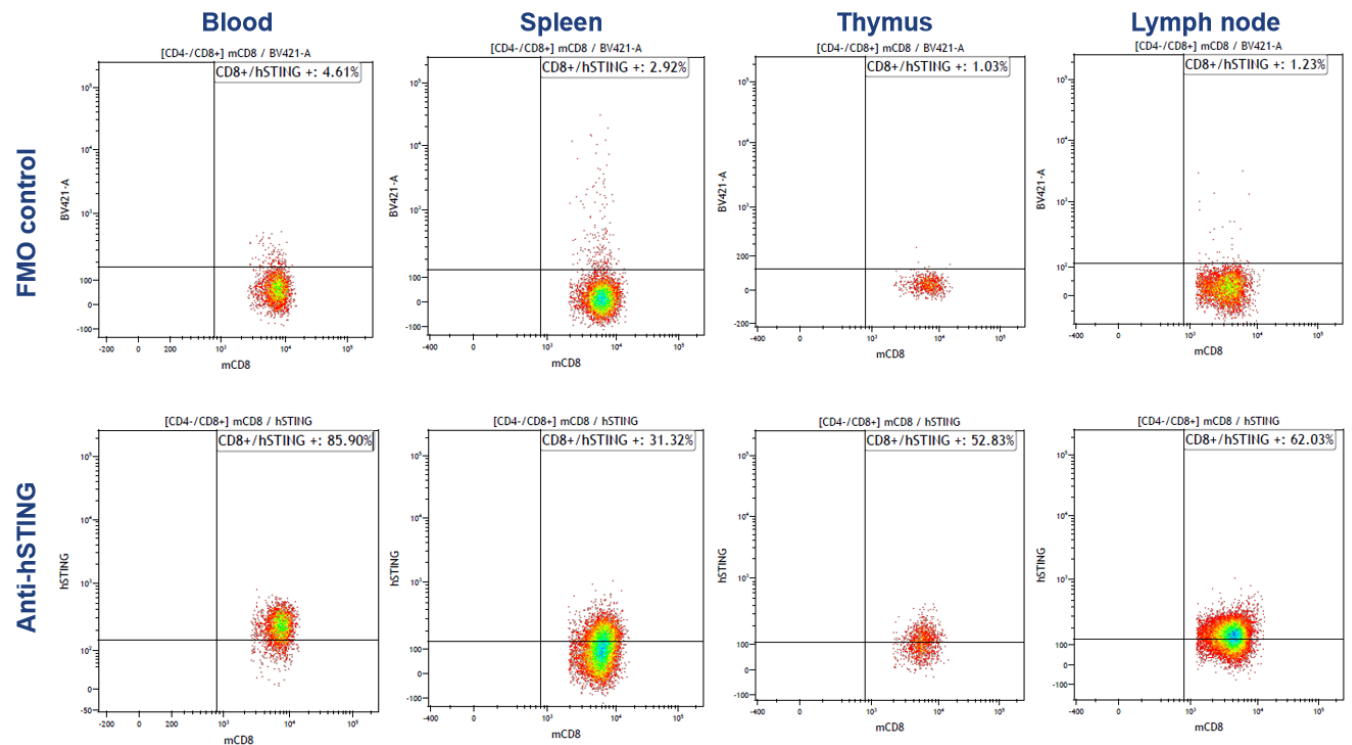


Fig2 The expression of human STING in CD8+ T lymphocytes of humanized STING mice was measured by FACS. In heterozygous humanized STING mice, active expression of human STING was detected in CD8+ T lymphocytes derived from blood, spleen, thymus and lymph node.

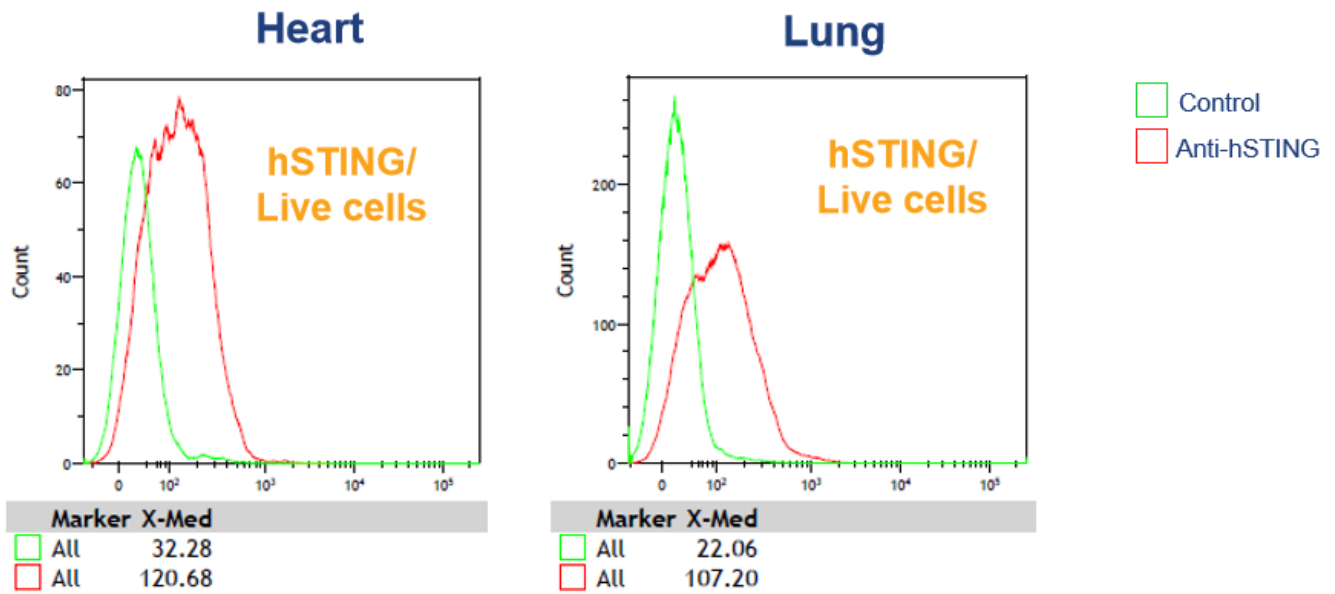


Fig3 The expression of human STING in the heart and lung cells was measured by FACS. In heterozygous humanized STING mice, active expression of human STING was detected in the heart and lung cells .