

Lyz2-IRES-DTRGFP

系統名	C57BL/6Smoc-Lyz2 ^{em3(IRES-DTRGFP)Smoc}
SMOC番号	NM-KI-190041
維持形態	Repository Live

遺伝子の概要

Gene Symbol Lyz2	Synonyms	Lys; Lzm; Lzp; Lysm; Lyzs; Lyzf2; Lzm-s1; A1326280
	NCBI ID	17105
	MGI ID	96897
	Ensembl ID	ENSMUSG00000069516
	Human Ortholog	LYZ2

説明

A IRES-DTRGFP expression cassette was knocked into the Lyz2 gene stop codon site.

応用分野: DTR mouse

*Literature published using this strain should indicate: Lyz2-IRES-DTRGFP mice (Cat. NO. NM-KI-190041) were purchased from Shanghai Model Organisms Center, Inc..

表現型データ

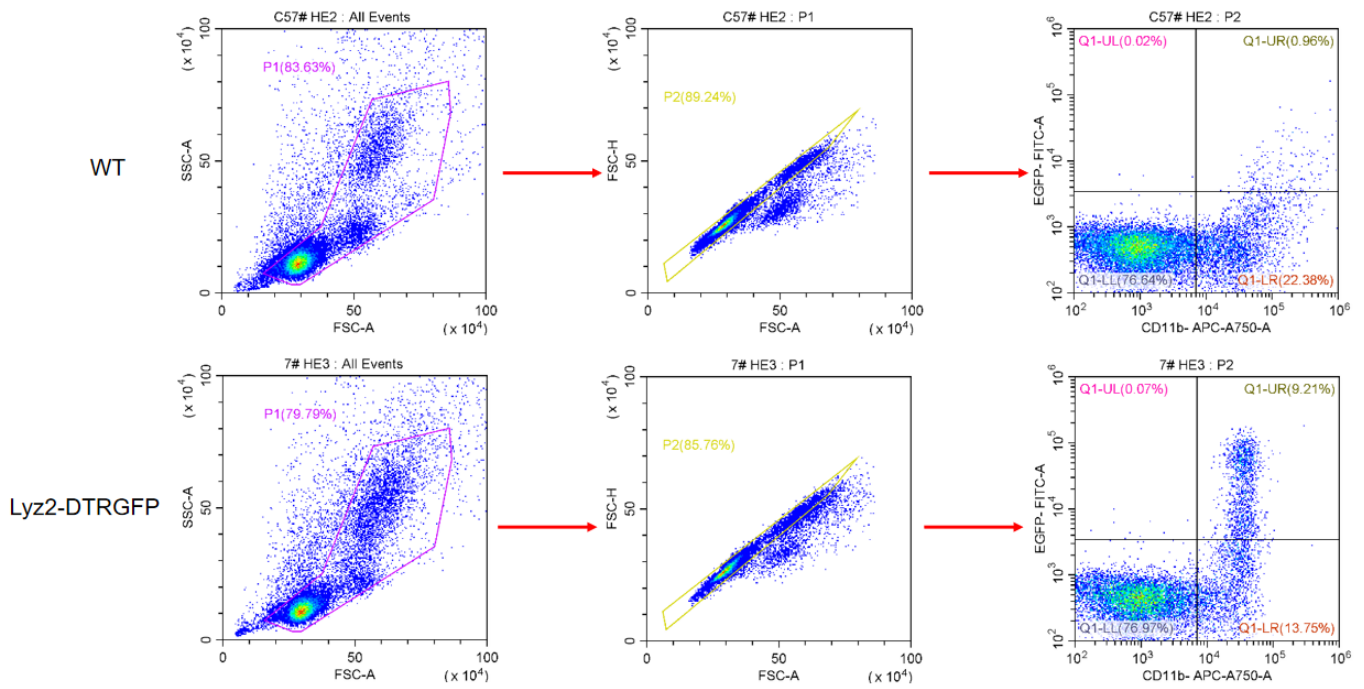


Fig1. Analysis of GFP expression by FACS . The Lyz2-DTRGFP mouse expresses GFP on CD11b+ cells.

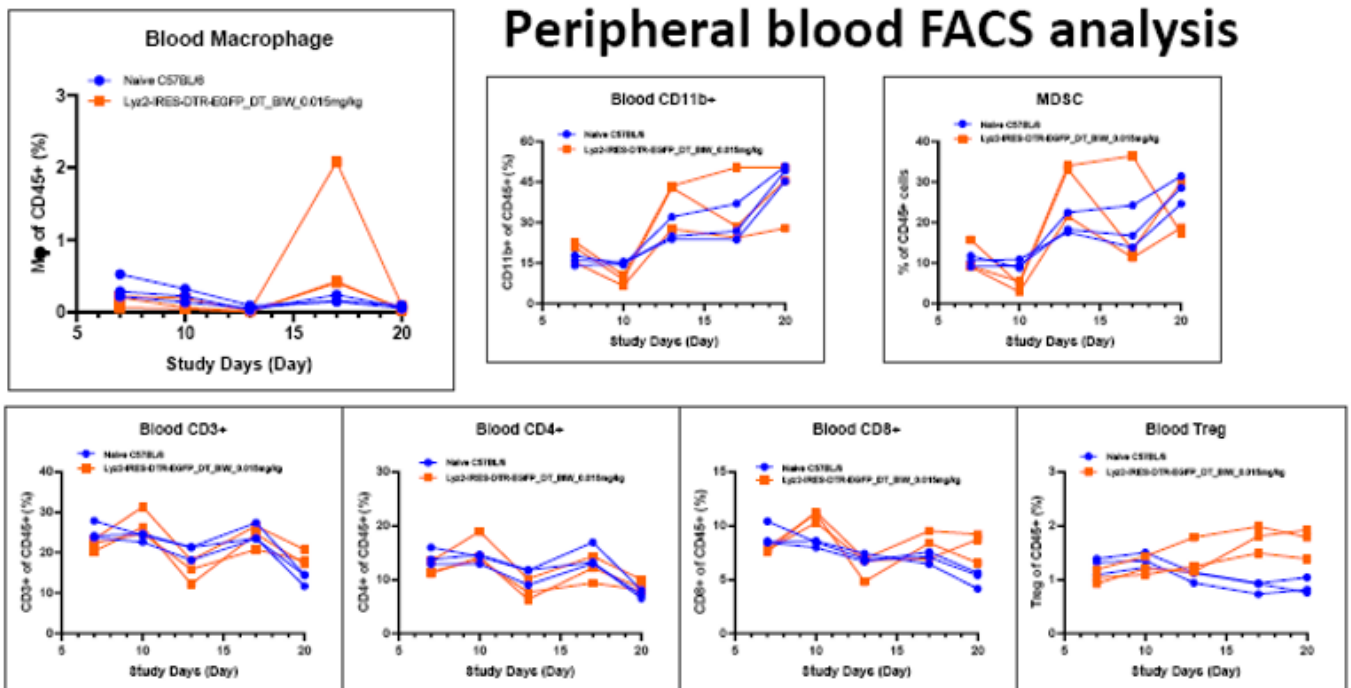


Fig2. Analysis of the level of different immune cells in PBMC by FACS (See Figure 4 for details of diphtheria toxin injection).

Spleen & Tumor FACS analysis

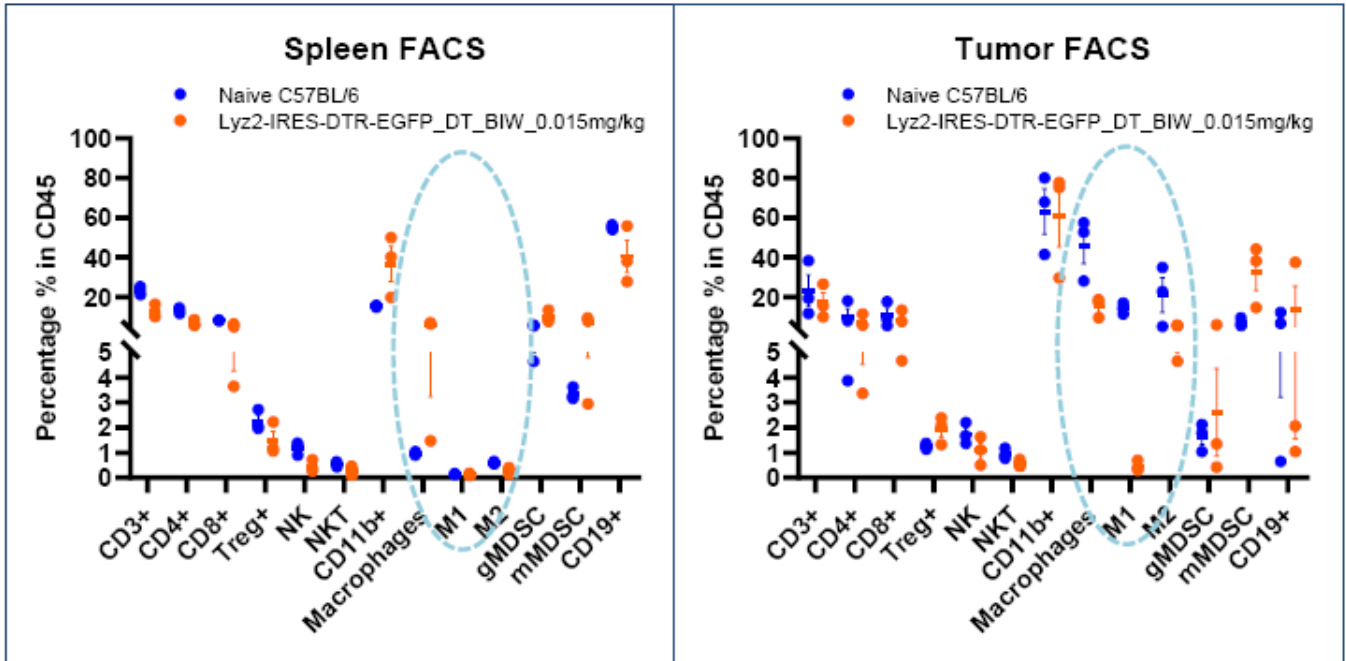


Fig3. Analysis of the level of different immune cells in the spleen and transplanted tumor by FACS (See Figure 4 for details of diphtheria toxin injection).

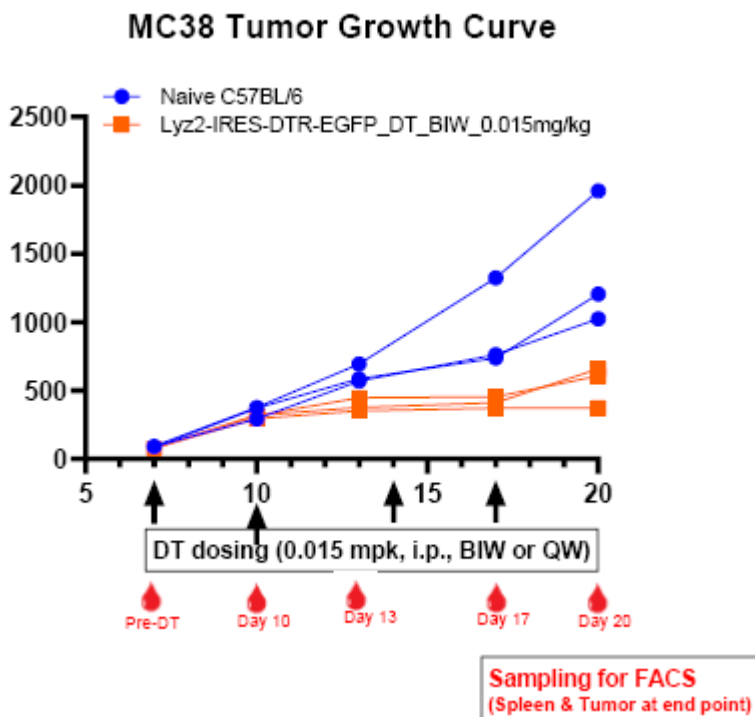


Fig4. The growth of MC38 tumors in Lyz2-DTRGFP mice and C57BL/6 mice.

Heterozygous Lyz2-DTRGFP mice and C57BL/6 mice were inoculated with MC38 colon cancer cells. The Lyz2-DTRGFP mice were injected with diphtheria toxin twice a week.

The data is provided by Crownbio.

