

Cd19-IRES-DTRGFP

| | |
|--------|---|
| 系統名 | C57BL/6Smoc- <i>Cd19</i> ^{em2(IRES-DTREGFP)Smoc} |
| SMOC番号 | NM-KI-190042 |
| 維持形態 | Repository Live |

遺伝子の概要

| | | |
|---------------------|----------------|------------------------------------|
| Gene Symbol CD19 | Synonyms | AW495831 |
| | NCBI ID | 12478 |
| | MGI ID | 88319 |
| | Ensembl ID | ENSMUSG00000030724 |
| | Human Ortholog | CD19 |

説明

A IRES-DTREGFP expression cassette was knocked into the Cd19 gene stop codon site.

応用分野: DTR mouse

*Literature published using this strain should indicate: Cd19-IRES-DTRGFP mice (Cat. NO. NM-KI-190042) were purchased from Shanghai Model Organisms Center, Inc..

表現型データ

Validation data of EGFP expression

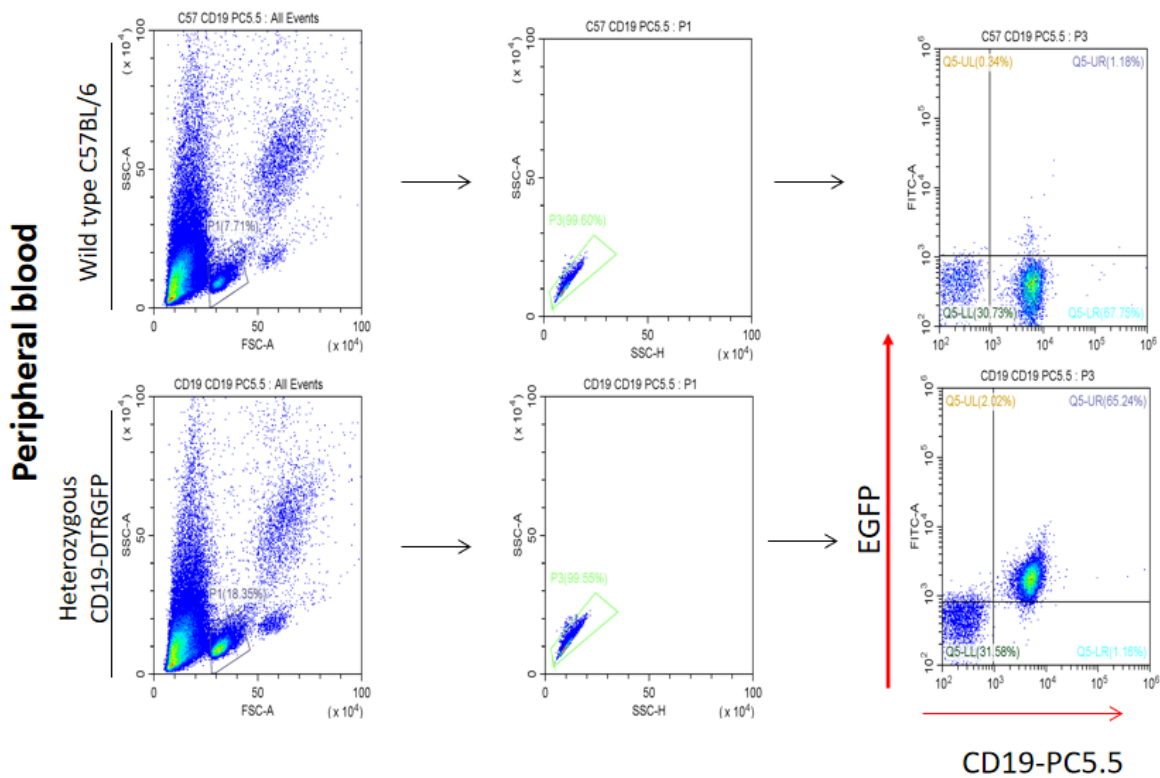


Fig1. Validation EGFP expression in PBMC by FACS. (Cooperation with CrownBio)

Validation data of DTR function

Heterozygous Cd19-IRES-DTRGFP mice and C57BL/6 mice were inoculated with MC38 colon cancer cells. After the tumors grew to 100 mm³, the Cd19-IRES-DTRGFP mice were injected with Diphtheria toxin.

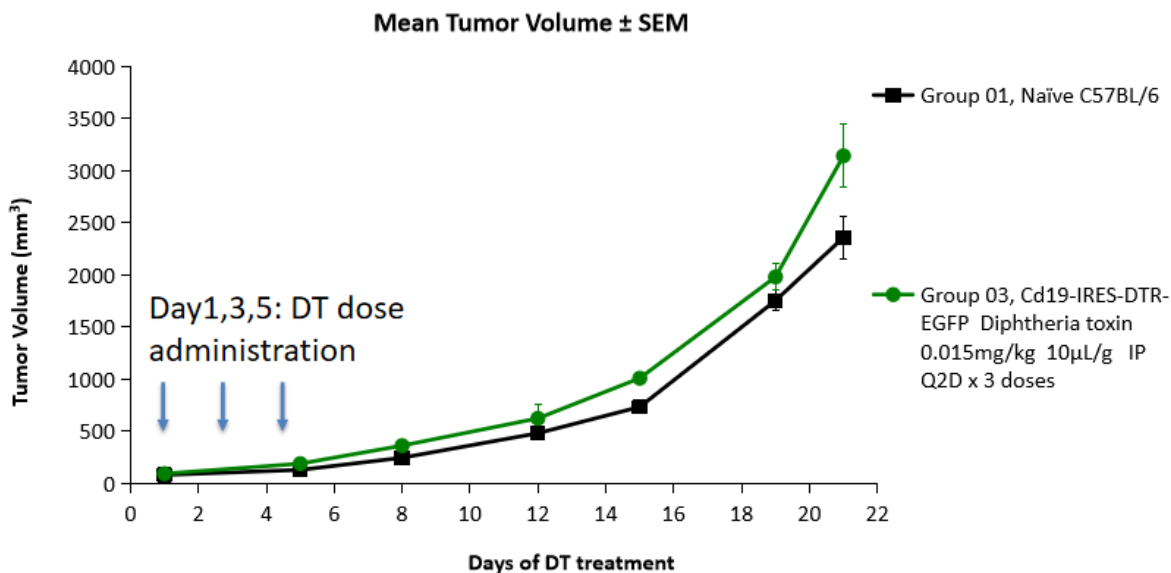


Fig2. The growth of MC38 tumors in Heterozygous Cd19-IRES-DTRGFP mice and C57BL/6 mice. (Cooperation with CrownBio)

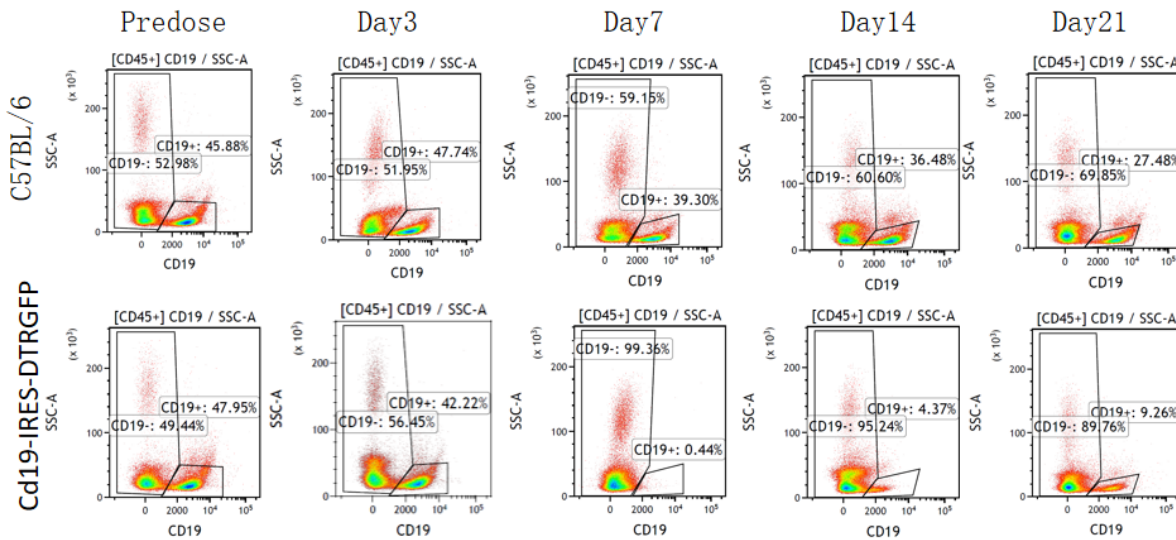


Fig3. The percent of CD19+ cell in peripheral blood of MC38 tumor-bearing Cd19-IRES-DTRGFP mice and C57BL/6 mice is detected by FACS. (Cooperation with CrownBio)

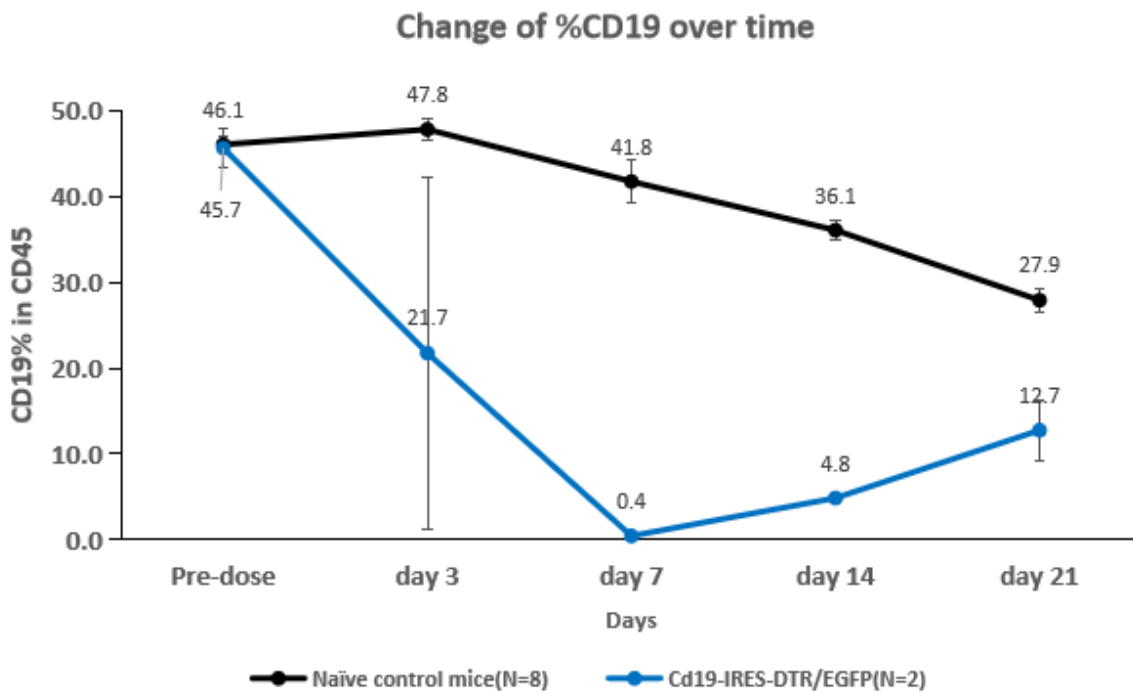


Fig4. The percent of CD19+ cell in peripheral blood of MC38 tumor-bearing Cd19-IRES-DTRGFP mice and C57BL/6 mice is detected by FACS. (Cooperation with CrownBio)