

Ncr1-IRES-DTRGFP

系統名	C57BL/6Smoc- <i>Ncr1</i> ^{em1(IRES-DTREGFP)Smoc}
SMOC番号	NM-KI-190044
維持形態	Embryo cryopreservation

遺伝子の概要

Gene Symbol Ncr1	Synonyms	Ly94; NKp46
	NCBI ID	17086
	MGI ID	1336212
	Ensembl ID	ENSMUSG00000062524
	Human Ortholog	NCR1

説明

A IRES-DTREGFP expression cassette was knocked into the Ncr1 gene stop codon site.

応用分野: DTR mouse

*Literature published using this strain should indicate: Ncr1-IRES-DTRGFP mice (Cat. NO. NM-KI-190044) were purchased from Shanghai Model Organisms Center, Inc..

表現型データ

Heterozygous Ncr1-IRES-DTRGFP mice and C57BL/6 mice were inoculated with MC38 colon cancer cells. After the tumors grew to 100 mm³, Ncr1-IRES-DTRGFP mice were injected with Diphtheria toxin.

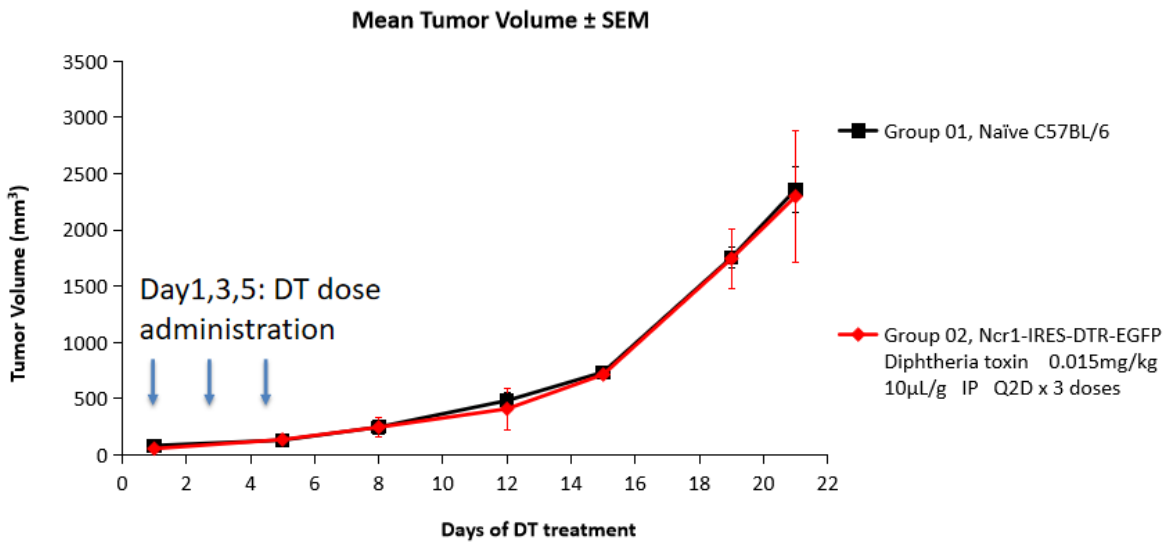


Fig1. The growth of MC38 tumors in Heterozygous Ncr1-IRES-DTRGFP mice and C57BL/6 mice. (Cooperation with CrownBio)

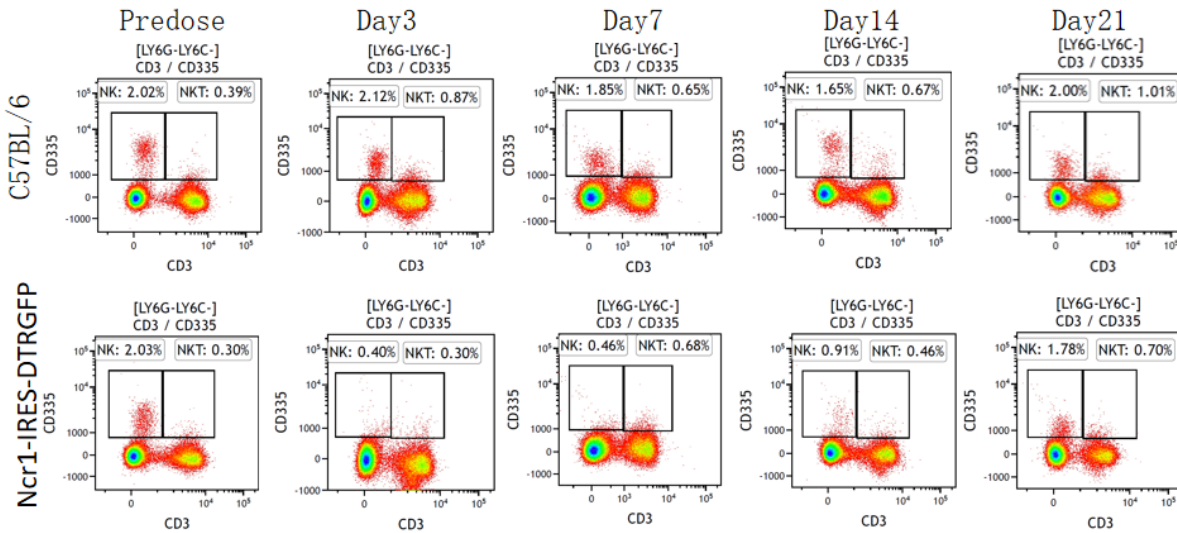


Fig2. The percent of NK cell in peripheral blood of MC38 tumor-bearing Ncr1-IRES-DTRGFP mice and C57BL/6 mice is detected by FACS. (Cooperation with CrownBio)

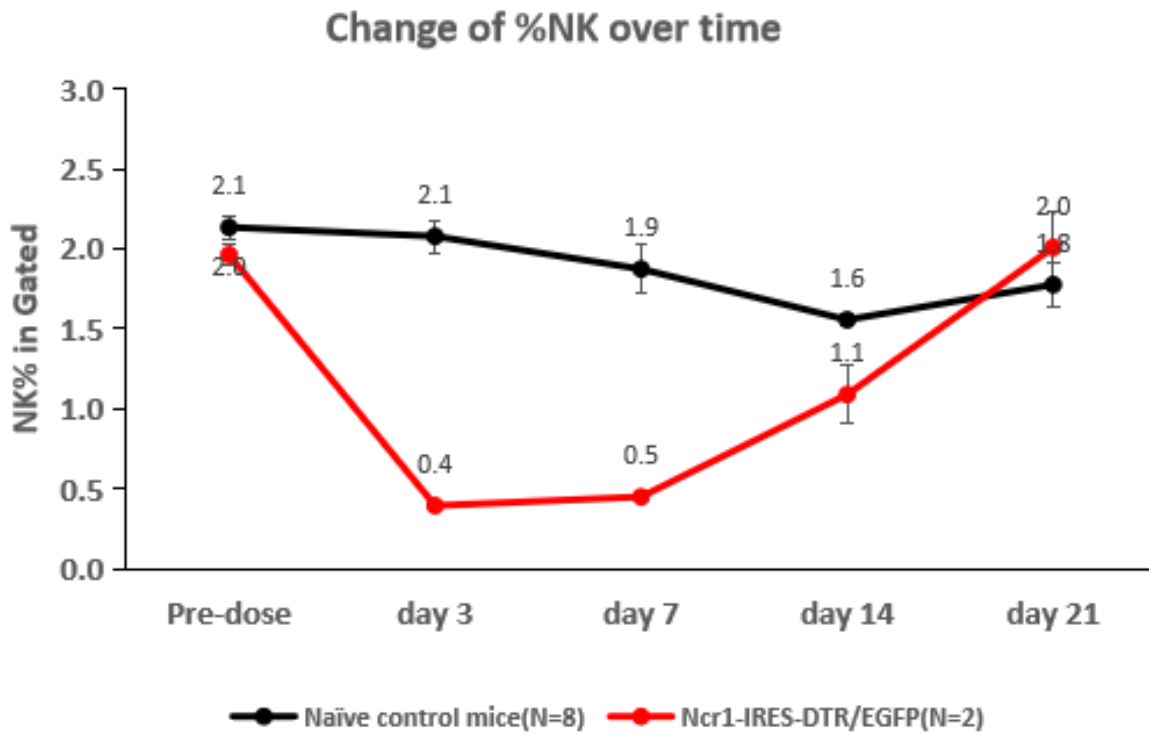


Fig3. The percent of NK cell in peripheral blood of MC38 tumor-bearing Ncr1-IRES-DTRGFP mice and C57BL/6 mice is detected by FACS.(Cooperation with CrownBio)