

hEPCAM

系統名	C57BL/6Smoc- <i>EpCAM</i> ^{tm1(hEpCAM)Smoc}
SMOC番号	NM-HU-210032
維持形態	Sperm cryopreservation

遺伝子の概要

Gene Symbol Epcam	Synonyms	EGP; Ly74; gp40; CD326; EGP-2; TROP1; Egp314; Ep-CAM; EpCAM1; Tacsd1; GA733-2; Tacstd1
	NCBI ID	17075
	MGI ID	106653
	Ensembl ID	ENSMUSG00000045394
	Human Ortholog	EPCAM

説明

The endogenous mice *Epcam* gene was completely or partially replaced by human EPCAM gene via ESC targeting.

応用分野: immune therapy; drug screening

*Literature published using this strain should indicate: hEPCAM mice (Cat. NO. NM-HU-210032) were purchased from Shanghai Model Organisms Center, Inc..

表現型データ

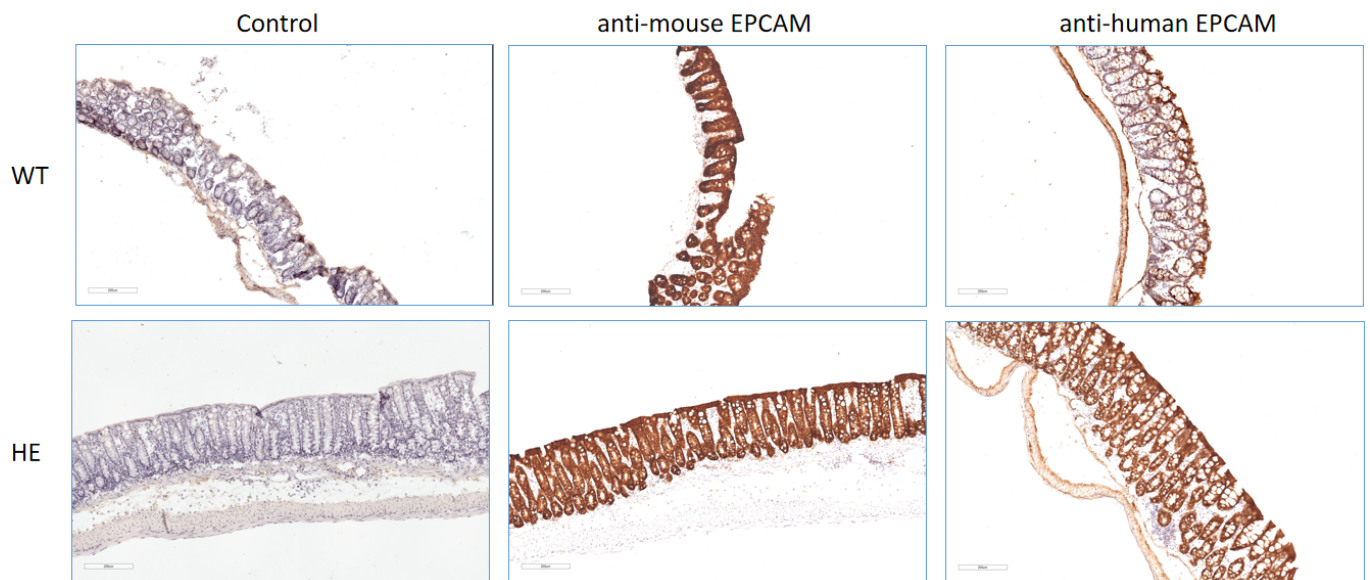


Fig1. Analysis of mouse EPCAM and human EPCAM protein expression in the large intestine by IHC. Both the EPCAM humanized heterozygous mouse and wild type express mouse EPCAM in the mucosal epithelial membranes, and the humanized heterozygous mouse expresses human EPCAM in the crypts significantly.

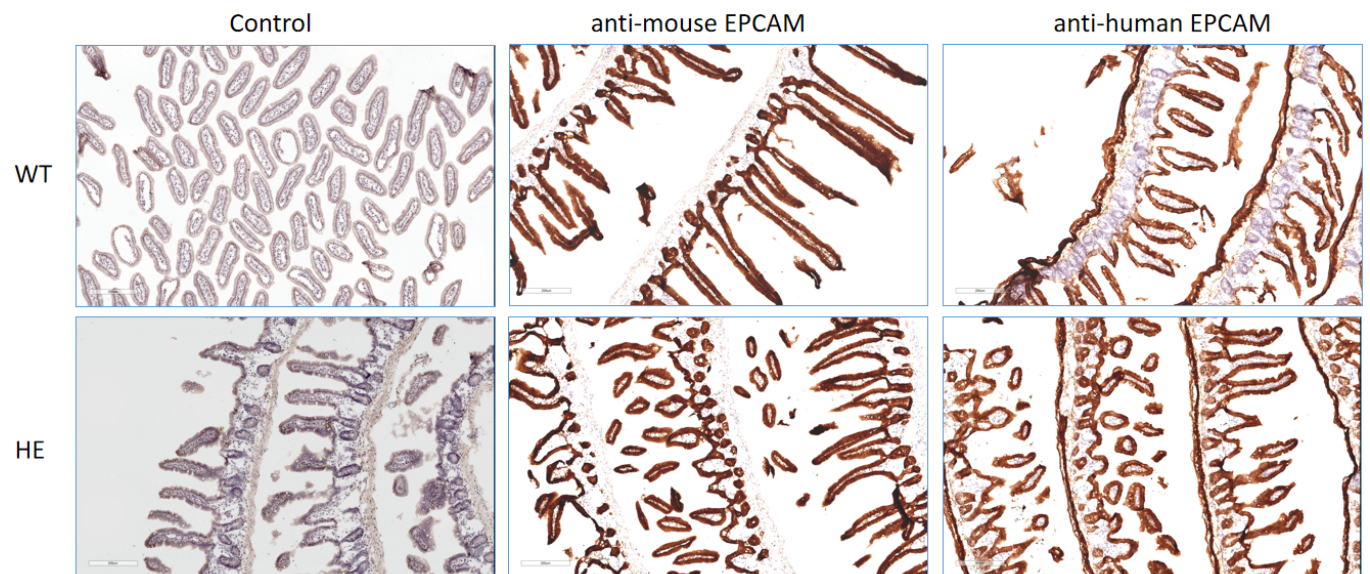


Fig2. Analysis of mouse EPCAM and human EPCAM protein expression in the small intestine by IHC. Both the EPCAM humanized heterozygous mouse and wild type express mouse EPCAM in the mucosal epithelial membranes, and the humanized heterozygous mouse expresses human EPCAM in the crypts significantly.

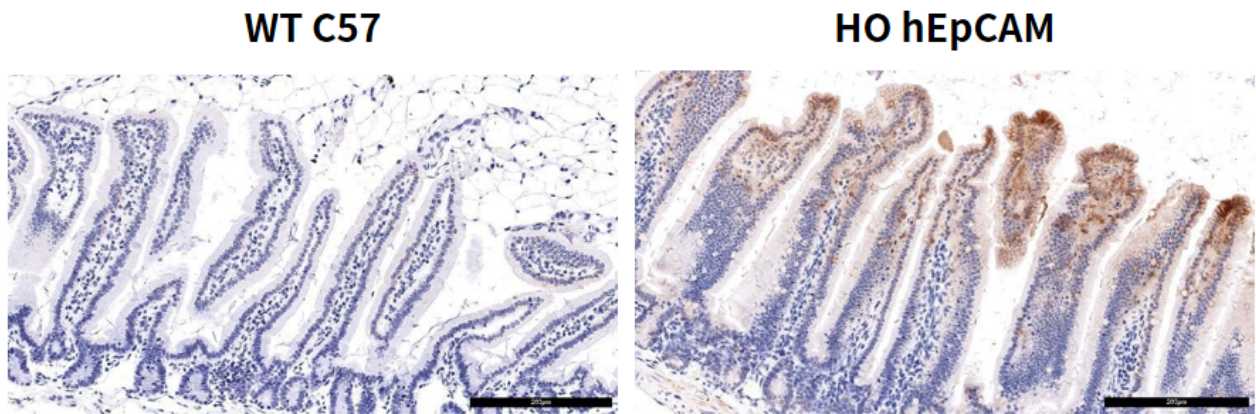


Fig3. Detection of human EpCAM expression in WT C57 and homozygous hEpCAM mice by IHC. Small intestine were collected from wild-type mice (+/+) and homozygous hEpCAM mice (HO/HO), and analyzed by IHC with anti-human EpCAM antibody.