

hIL18BP

系統名	C57BL/6Smoc- <i>Il18bp</i> ^{em1(hIL18BP)Smoc}
SMOC番号	NM-HU-210039
維持形態	Repository Live

遺伝子の概要

Gene Symbol Il18bp	Synonyms	MC54L; Igifbp; IL-18BP
	NCBI ID	16068
	MGI ID	1333800
	Ensembl ID	ENSMUSG00000070427
	Human Ortholog	IL18BP

説明

The endogenous mice Il18bp gene was replaced by human IL18BP gene.

応用分野: immune therapy; drug screening

*Literature published using this strain should indicate: hIL18BP mice (Cat. NO. NM-HU-210039) were purchased from Shanghai Model Organisms Center, Inc..

表現型データ

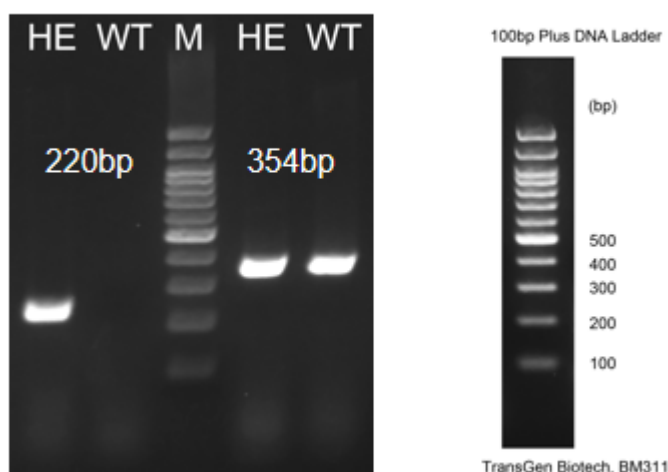


Fig1. Detection of IL18BP expression in thymus and liver by RT-PCR. Wild type: only one band at 354 bp with primers F1/R1(ml18bp);Heterozygous: one band at 354 bp with primers F1/R1(ml18bp) and one band at 220 bp with primers F2/R2(hIL18BP); Abbr.. M, DNA marker; HO, homozygous; HE, heterozygous; WT, wild type.

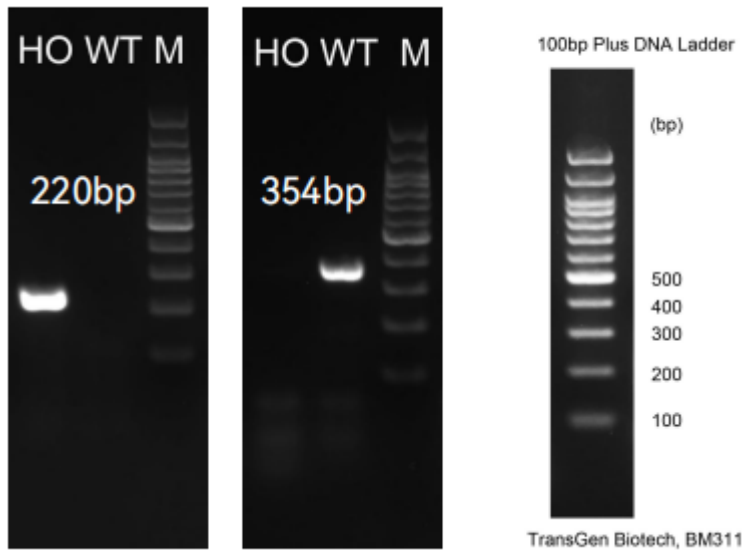


Fig2. Detection of IL18BP expression in thymus and liver by RT-PCR. Wild type: only one band at 354 bp with primers F1/R1(ml18bp); Homozygous: only one band at 220 bp with primers F2/R2(hIL18BP); Abbr. M, DNA marker; HO, homozygous; HE, heterozygous; WT, wild type.

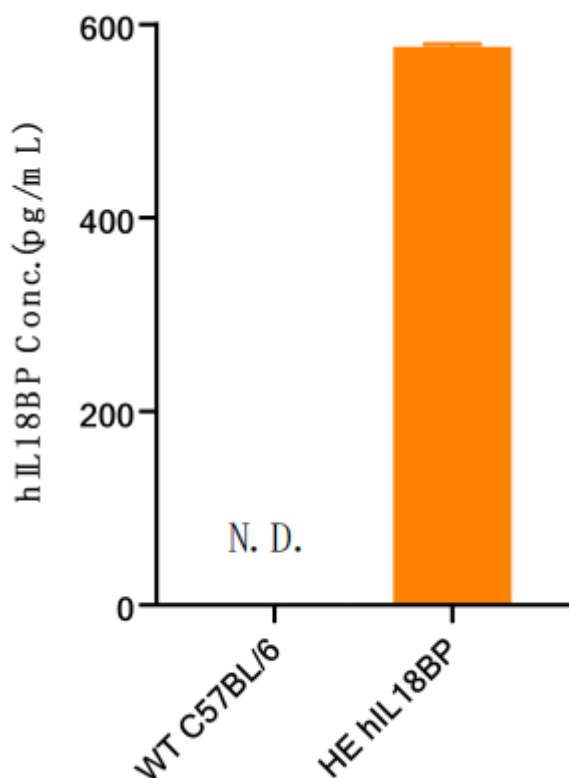


Fig3. Detection of hIL18BP expression in serum by ELISA. Abbr. HO, homozygous; HE,

heterozygous; WT, wild type.

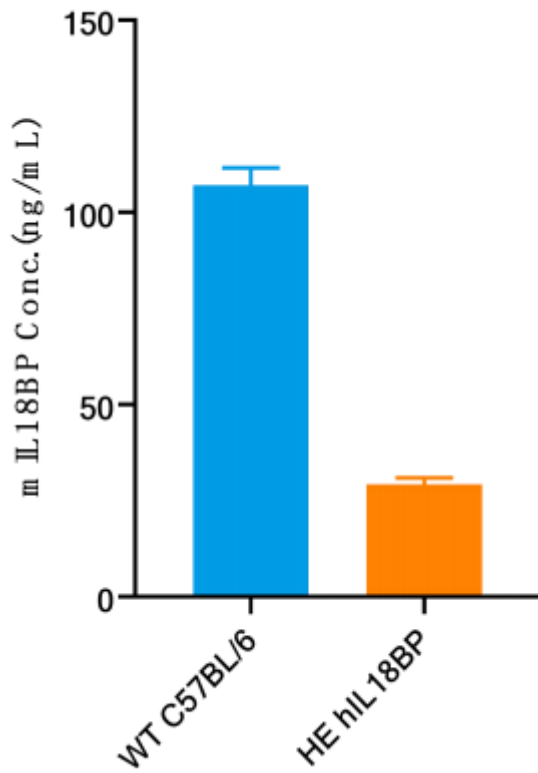


Fig4. Detection of mIL18BP expression in serum by ELISA. Abbr. HO, homozygous; HE, heterozygous; WT, wild type.

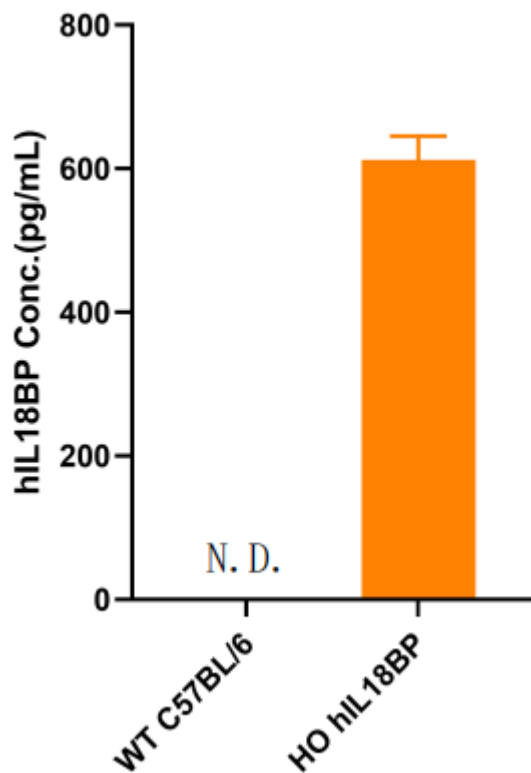


Fig5. Detection of hIL18BP expression in serum by ELISA (n=3). Abbr. HO, homozygous; HE, heterozygous; WT, wild type.

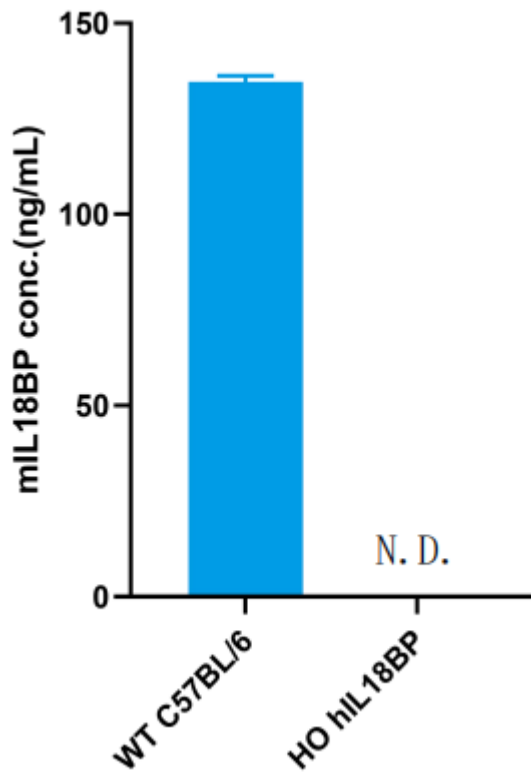


Fig6. Detection of mL18BP expression in serum by ELISA. Abbr. HO, homozygous; HE, heterozygous; WT, wild type.