

hCSF1R(2)

系統名	C57BL/6Smoc- <i>Csf1r</i> ^{em3(hCSF1R)Smoc}
SMOC番号	NM-HU-190074
維持形態	Embryo cryopreservation

遺伝子の概要

Gene Symbol CSF1R	Synonyms	Fms; Fim2; CD115; Csfmr; Fim-2; CSF-1R; M-CSFR; M-CSF-R; AI323359
	NCBI ID	12978
	MGI ID	1339758
	Ensembl ID	ENSMUSG00000024621
	Human Ortholog	CSF1R

説明

The endogenous mouse *Csf1r* gene was replaced by human CSF1R gene. While hCSF1R (Stock No. NM-HU-00094) have been pulled from shelves for some reasons.

応用分野: Immunotherapy, Cancer research, Drug screening

*Literature published using this strain should indicate: hCSF1R(2) mice (Cat. NO. NM-HU-190074) were purchased from Shanghai Model Organisms Center, Inc..

表現型データ

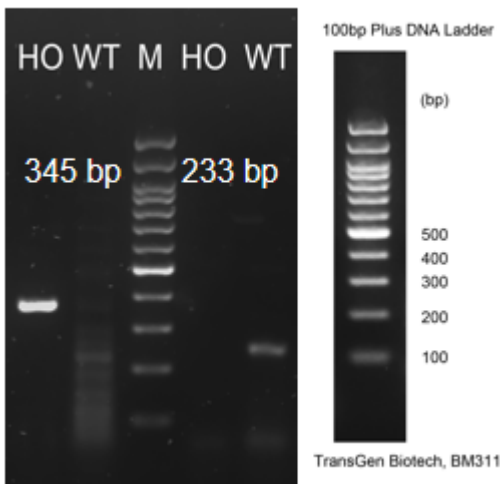


Fig1. Detection of CSF1R(2) expression in spleen by RT-PCR. Wild type: only one band at 233 bp with primers F1/R1(mCsf1r(2));Homozygous: only one band at 345 bp with primers F2/R2(hCSF1R(2)); Abbr.. M, DNA marker; HO, homozygous; HE, heterozygous; WT, wild type.

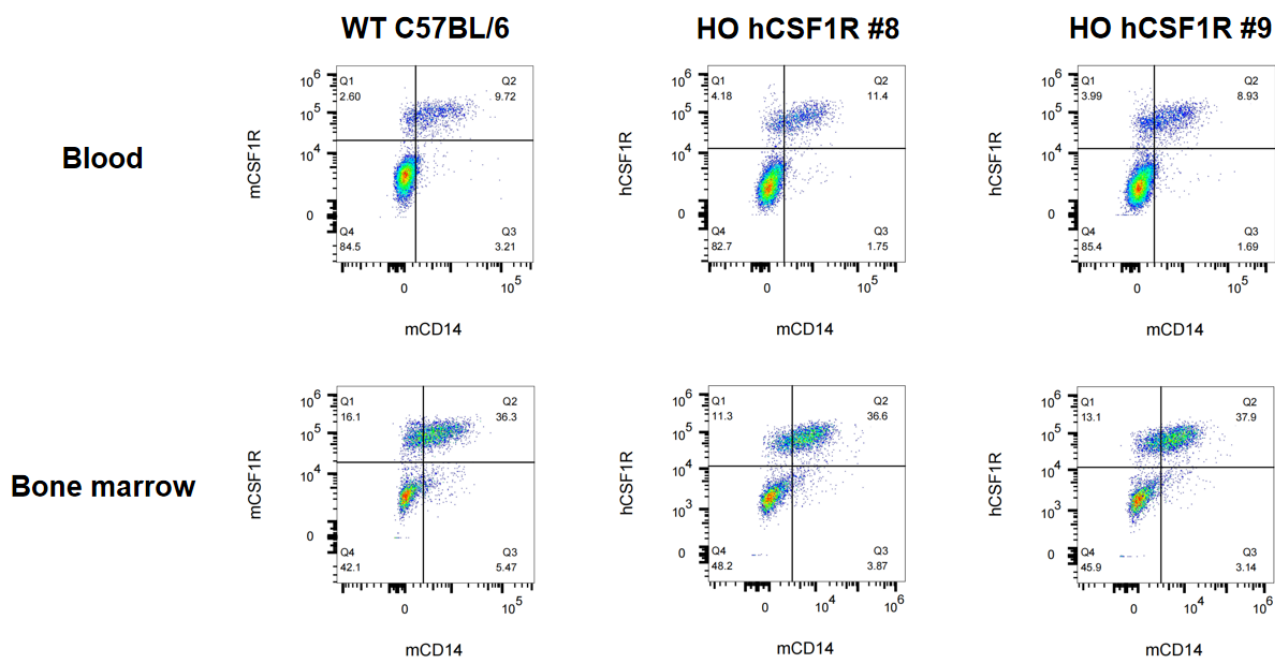


Fig2. Detection of hCSF1R expression in blood and bone marrow in hCSF1R(2) KI mice.

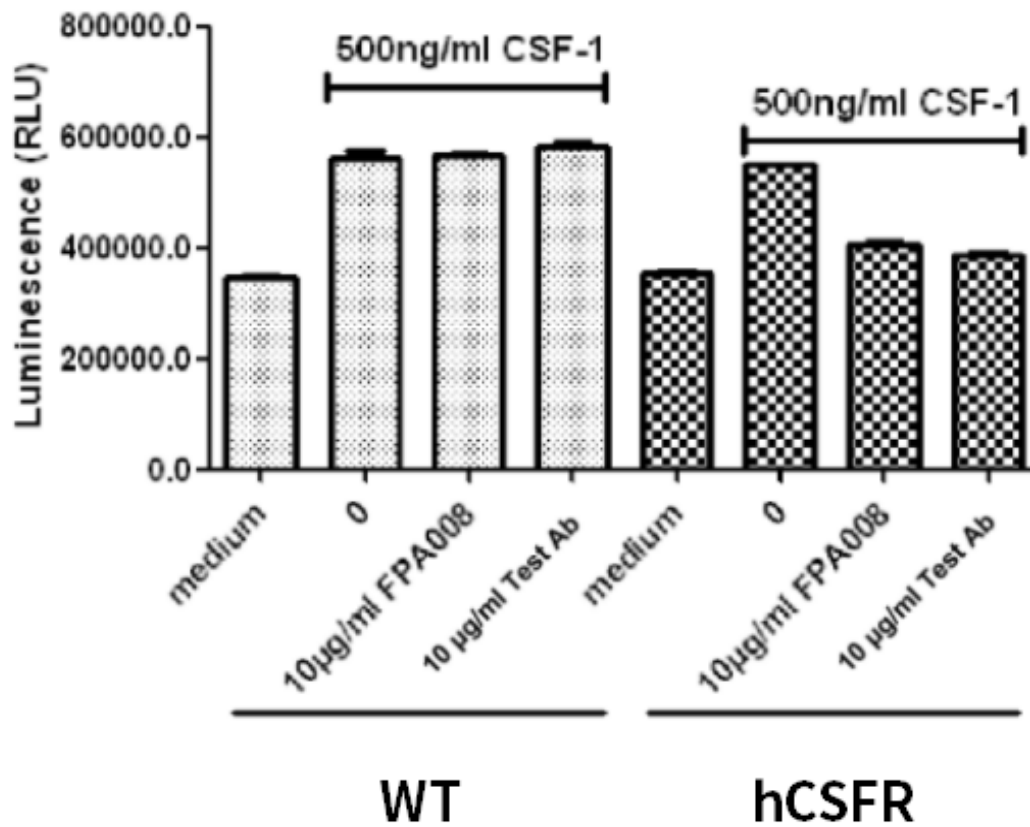


Fig3. FPA008 and human CSF-1R test Ab can effectively inhibit the growth of bone marrow cells in hCSF1R mice, confirming that this model is an appropriate platform for human anti-CSF-1R antibody evaluation. (FPA008, BMS, phase II)

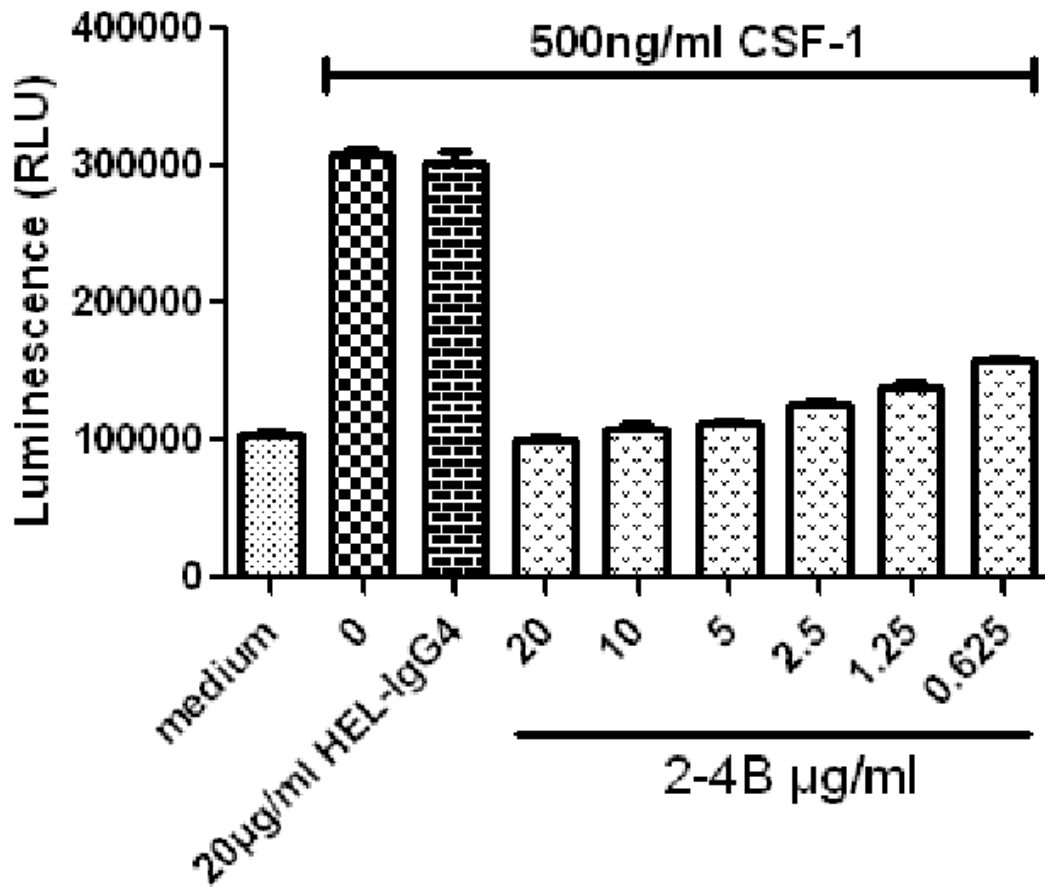


Fig4. Dose-dependent effect of huCSF-1R inhibitors on block the proliferation of macrophages in hCSF1R mice.