

MC38-hROR1

Strain Information

SMOC番号 NM-S13-TM58

Cell Line MC38-*Ig52*^{em1(hROR1)Smoc}

維持形態 Validation of target gene expression completed

説明 A ROR1 expression cassette was knocked into the H11 locus.

*Literature published using this strain should indicate: MC38-hROR1 cell line (Cat. NO. NM-S13-TM58) was purchased from Shanghai Model Organisms Center, Inc..

表現型データ

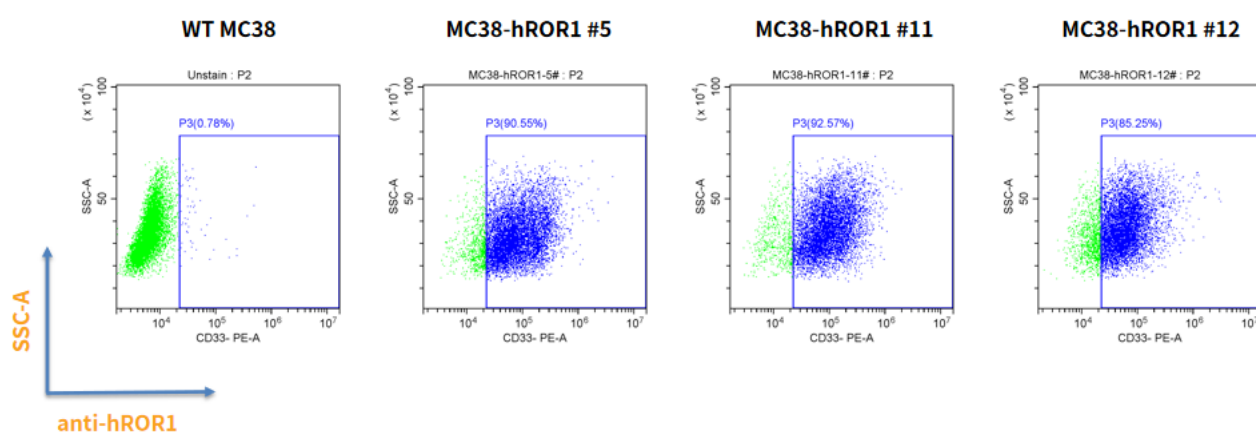


Fig.1 hROR1 expression on in vitro cultured cells of MC38-hROR1

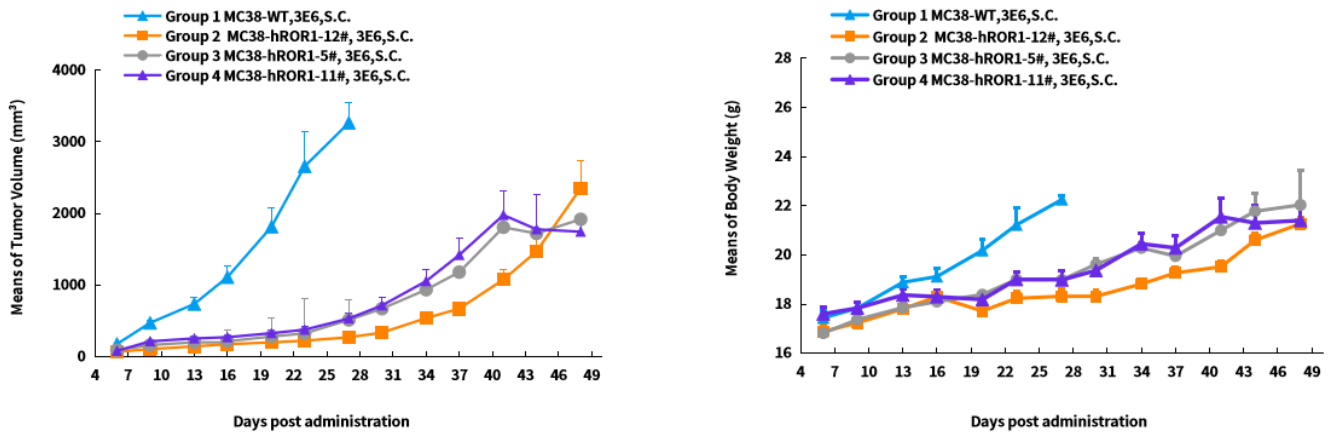


Fig.2 In vivo validation of MC38-hROR1 in C57BL/6 mice. C57BL/6 mice were inoculated with MC38-hROR1 subcutaneously at 3×10^6 cells/mouse inoculum for tumor development. The day of vaccination for mice is defined as Day 0, and tumor measurement and weight measurement begin on the 6th day after vaccination, twice a week.

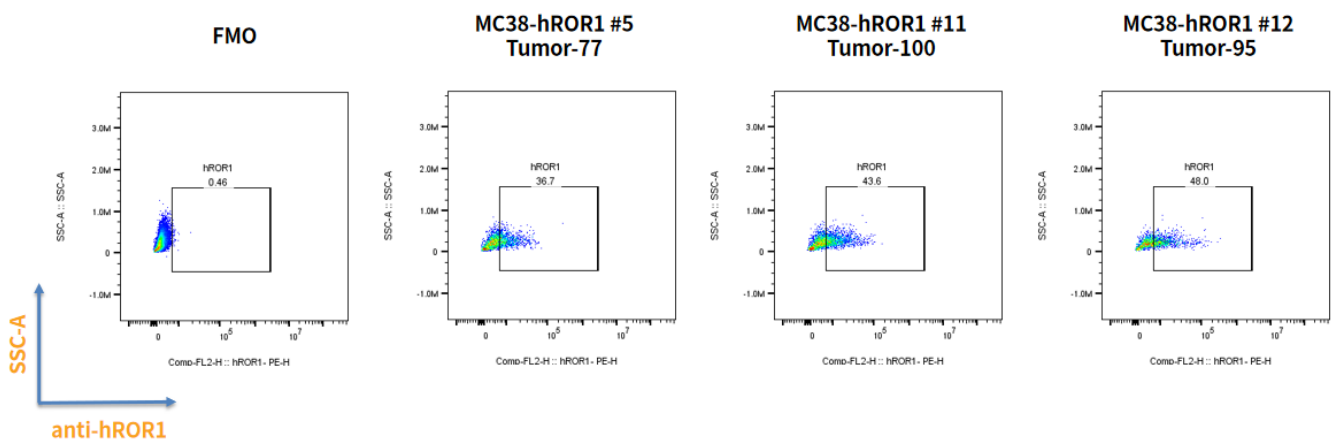


Fig.3 hROR1 expression in tumors after in vivo growth of MC38-hROR1 in wild type C57BL/6 mice. The tumors were collected at day 48 post tumor cell inoculation. When the MTV reaches 1000-1500mm³, take 2 tubes from each group and send them to FACS for testing (Markers: L/D, mCD45, hROR1).