

hIL13(BALB/c)

系統名	BALB/cAnSmoc- <i>Il13</i> ^{em2(hIL13)Smoc}
SMOC番号	NM-HU-220019
維持形態	Embryo cryopreservation

遺伝子の概要

Gene Symbol IL13	Synonyms	IL-13; P600
	NCBI ID	16163
	MGI ID	96541
	Ensembl ID	ENSMUSG00000020383
	Human Ortholog	IL13

説明

The endogenous mouse *Il13* gene was replaced by human *IL13* gene.

*Literature published using this strain should indicate: hIL13(BALB/c) mice (Cat. NO. NM-HU-220019) were purchased from Shanghai Model Organisms Center, Inc..

表現型データ

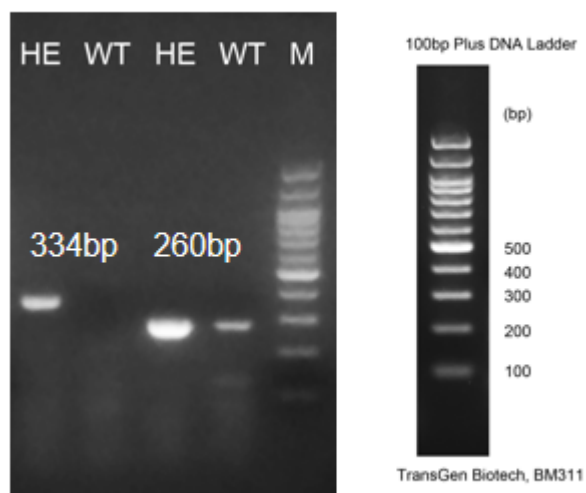


Fig1. Detection of IL-13 expression in thymus by RT-PCR. Wild type: only one band at 260 bp with primers F1/R1(mIL-13); Heterozygous: one band at 260 bp with primers F1/R1(mIL-13) and one band at 334 bp with primers F2/R2(hIL-13); Abbr.. M, DNA marker; HO, homozygous; HE, heterozygous; WT, wild type.

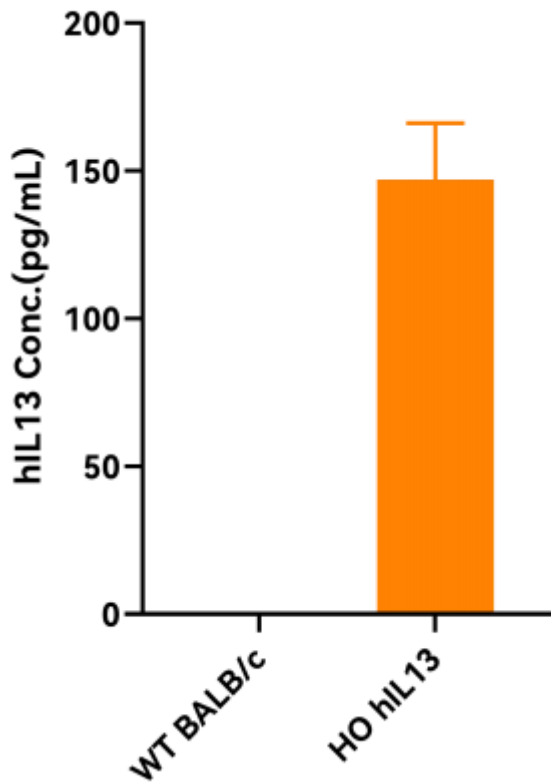


Fig2. Detection of hIL13 expression in cell culture supernatant by ELISA. Abbr. HO, homozygous; HE, heterozygous; WT, wild type. Note. Splenocytes from BALB/c and homozygous hIL13 mice were stimulated with ConA *in vitro*.

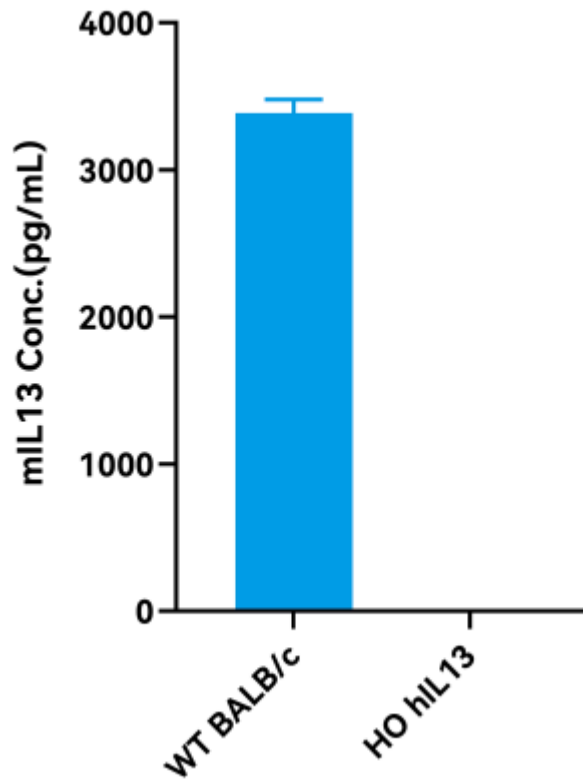


Fig3. Detection of mIL13 expression in cell culture supernatant by ELISA. Abbr. HO, homozygous; HE, heterozygous; WT, wild type. Note. Splenocytes from BALB/c and homozygous hIL13 mice were stimulated with ConA *in vitro*.