

# NCI-H1975 [H-1975, H1975]

## Strain Information

SMOC番号 NM-F07

Cell Line NCI-H1975 [H-1975, H1975]

維持形態 Validation of tumorigenic capacity completed

説明 H1975 is a cell line exhibiting epithelial morphology that was isolated in 1988 from the lungs of a nonsmoking female with non-small cell lung cancer.

\*Literature published using this strain should indicate: NCI-H1975 [H-1975, H1975] cell line (Cat. NO. NM-F07) was purchased from Shanghai Model Organisms Center, Inc..

## 表現型データ

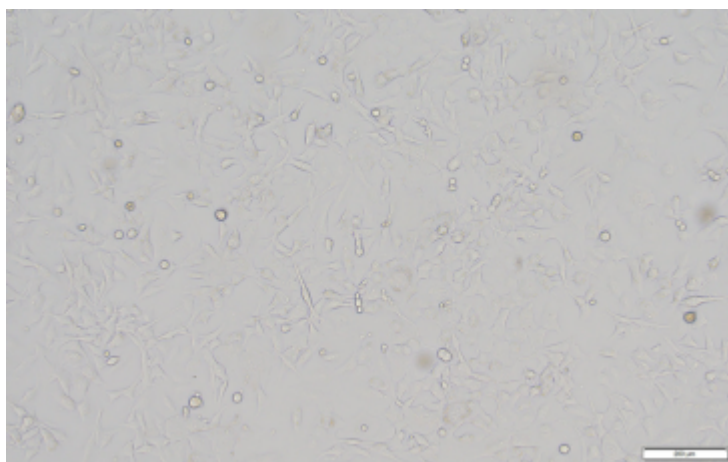
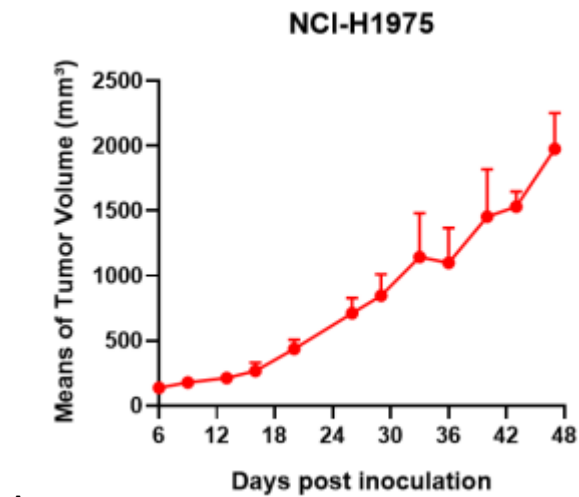
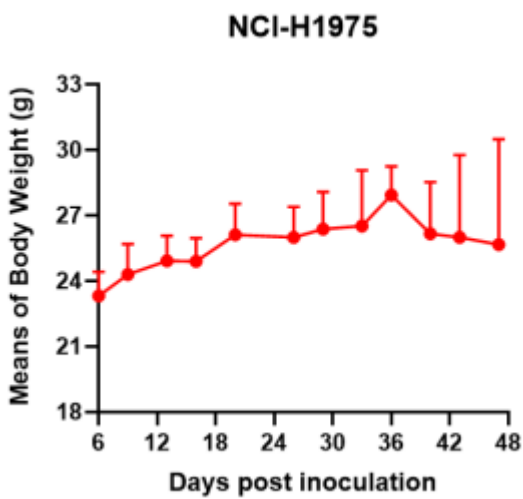


Fig1. Morphology of H1975 cell line.



A



B

Fig2. Analysis of Tumorigenesis in M-NSG mice (n=4) . A Tumor volume was measured by time. B Body weight was simultaneously checked.

\*Wild-type cell lines are not for sale, and only applied to construction of tumor bearing mice and in-vivo efficacy studies.