

# A549

## Strain Information

SMOC番号	NM-F04A
Cell Line	A549
維持形態	Validation of tumorigenic capacity completed
説明	A549 cells are isolated from the lung tissue of a 58-year-old Caucasian male with lung cancer.  *Literature published using this strain should indicate: A549 cell line (Cat. NO. NM-F04A) was purchased from Shanghai Model Organisms Center, Inc..

## 表現型データ

A549 is an epithelial cell that was isolated from the lung of a 58-year-old, White male with carcinoma.



Fig1. Morphology of A549 cell line.

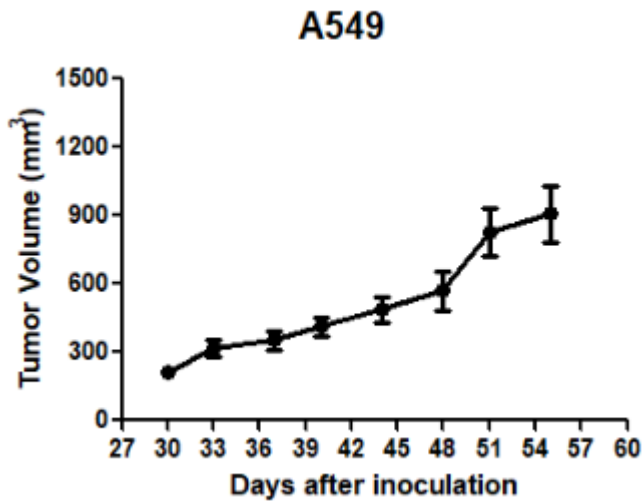
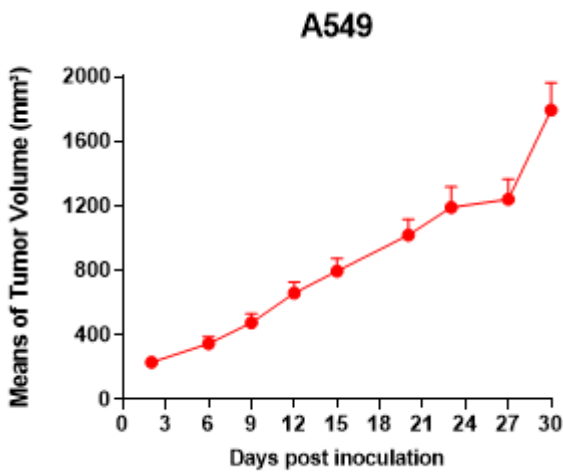
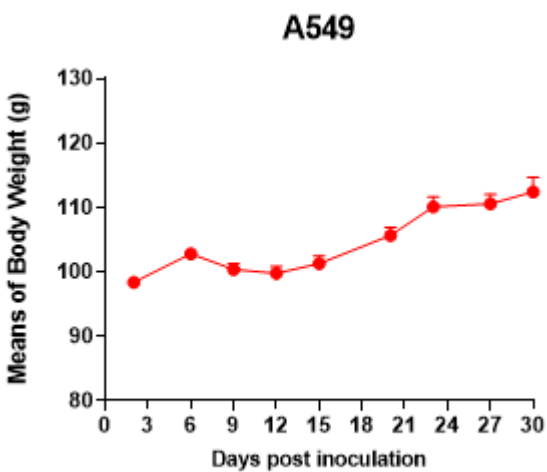


Fig2. Analysis of Tumorigenesis in Balb/c nude mice (n=4)



A



B

Fig3. Analysis of Tumorigenesis in M-NSG mice (n=10) . a Tumor volume was measured by time. b Body weight was simultaneously checked.

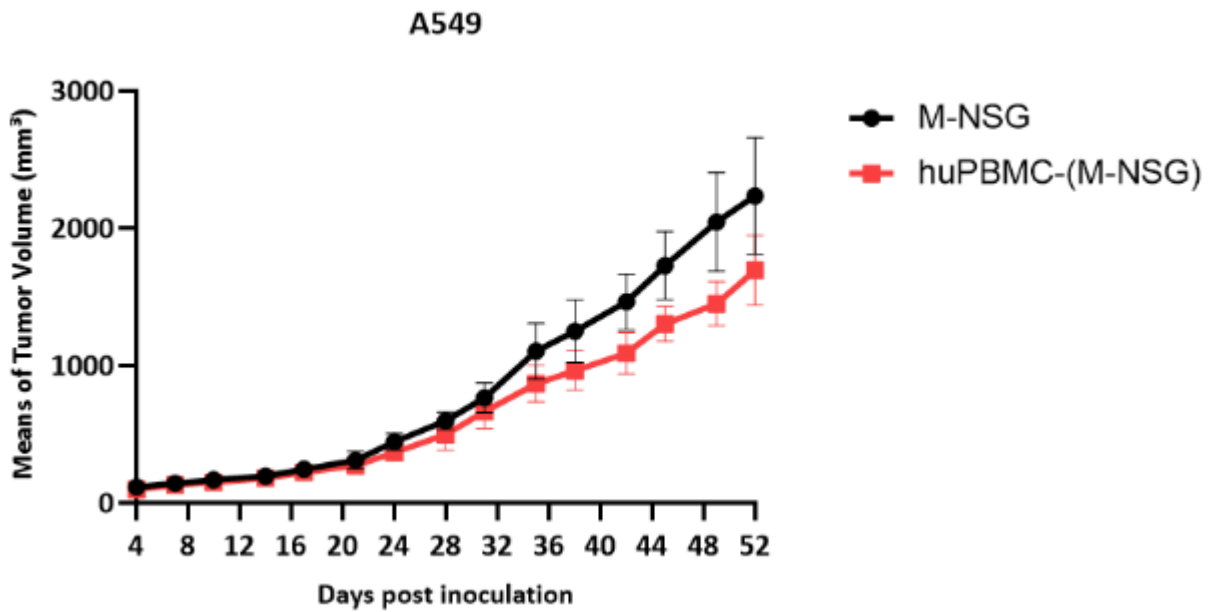


Fig 4. Tumor growth curve of A549 xenograft model in hPBMC (M-NSG) mice. (n=6)

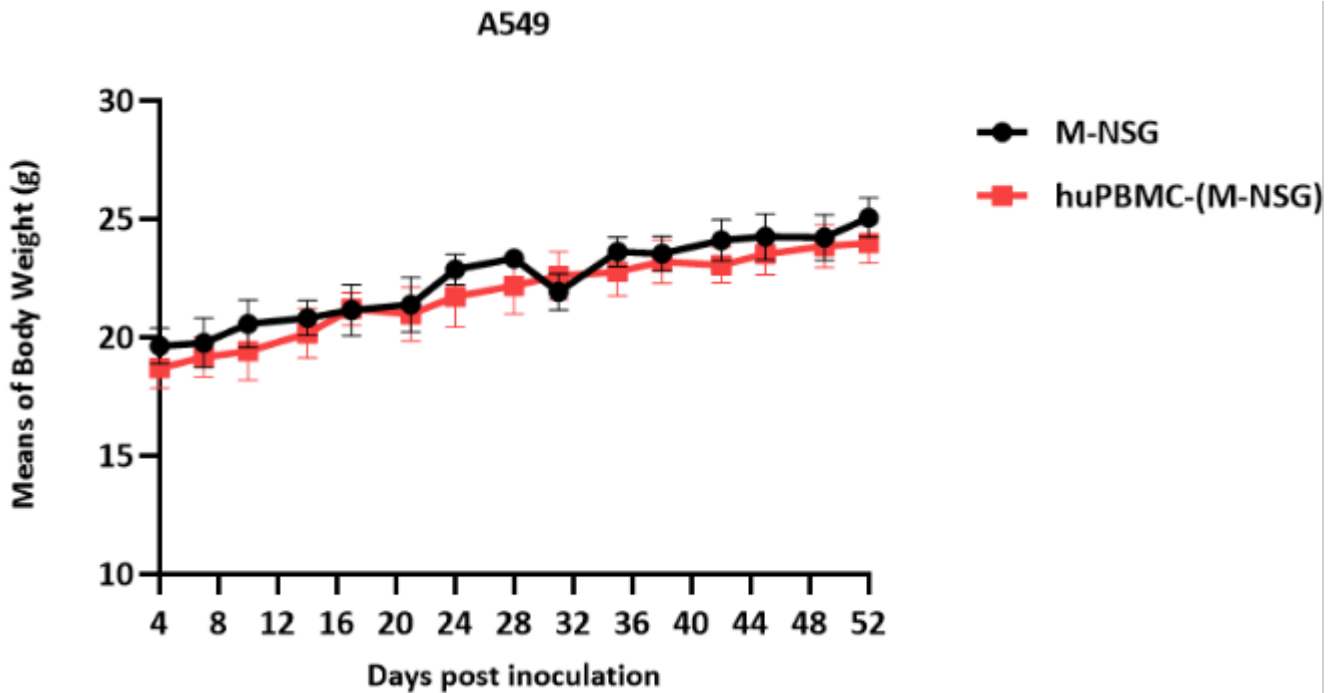


Figure 5. Body weight change of A549 xenograft model in hPBMC (M-NSG) mice. (n=6)

\*Wild-type cell lines are not for sale, and only applied to construction of tumor bearing mice and in-vivo efficacy studies.