

EMT6

Strain Information

SMOC番号	NM-S22A
Cell Line	EMT6
維持形態	Validation of tumorigenic capacity completed
説明	EMT6 is a murine mammary carcinoma cell line derived from a transplanted hyperplastic alveolar nodule of a BALB/c mouse. *Literature published using this strain should indicate: EMT6 cell line (Cat. NO. NM-S22A) was purchased from Shanghai Model Organisms Center, Inc..

表現型データ



Fig1. Morphology of EMT6 cell line.

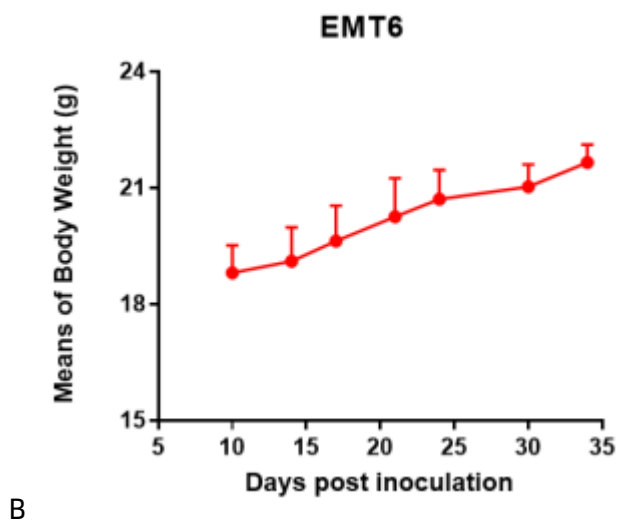
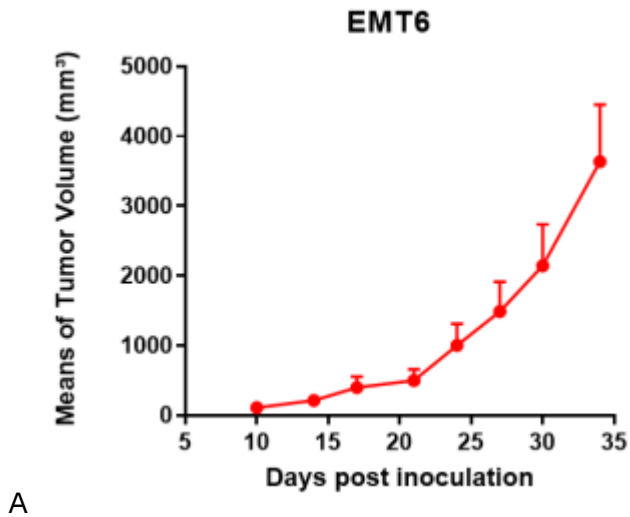
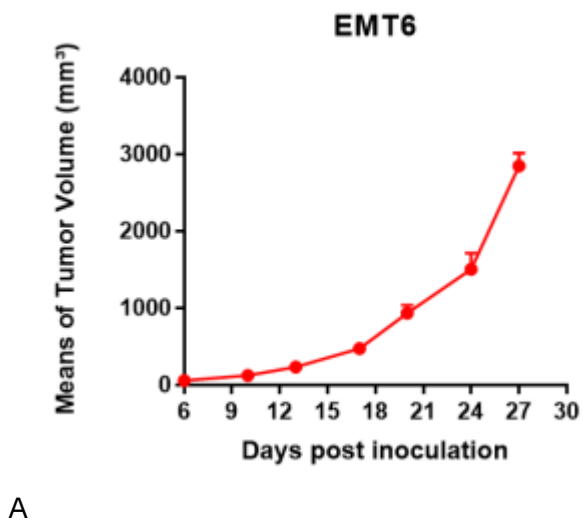
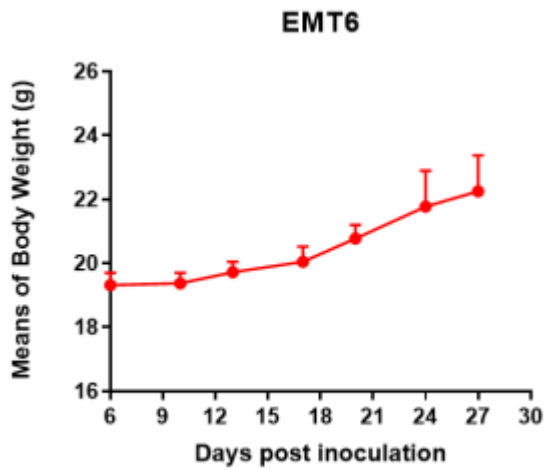


Fig2. Analysis of Tumorigenesis in Balb/c mice (n=4) . a Tumor volume was measured by time. EMT6 cells were inoculated in the fat pads of Balb/c mice. b Body weight was simultaneously checked.





B

Fig3. Analysis of Tumorigenesis in Balb/c mice (n=5) . a Tumor volume was measured by time. EMT6 cells were subcutaneously inoculated in Balb/c mice. b Body weight was simultaneously checked.

*Wild-type cell lines are not for sale, and only applied to construction of tumor bearing mice and in-vivo efficacy studies.