

# Panc02-Luc

## Strain Information

SMOC番号 NM-D01-2

Cell Line Panc02-Tg (Luc)Smoc

維持形態 Validation of tumorigenic capacity completed

説明 The mouse Panc02 is a well-established mouse pancreatic epithelial cell line, derived from the adenocarcinoma model developed by chemical induction with 3-MCA (3-methylcholanthrene) in male C57BL/6 mice. The Panc02-Luc cell line is a Panc02 cell line with stable and high expression of Luciferase.

\*Literature published using this strain should indicate: Panc02-Luc cell line (Cat. NO. NM-D01-2) was purchased from Shanghai Model Organisms Center, Inc..

## 表現型データ

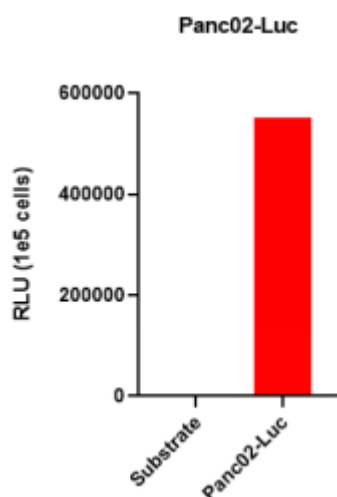
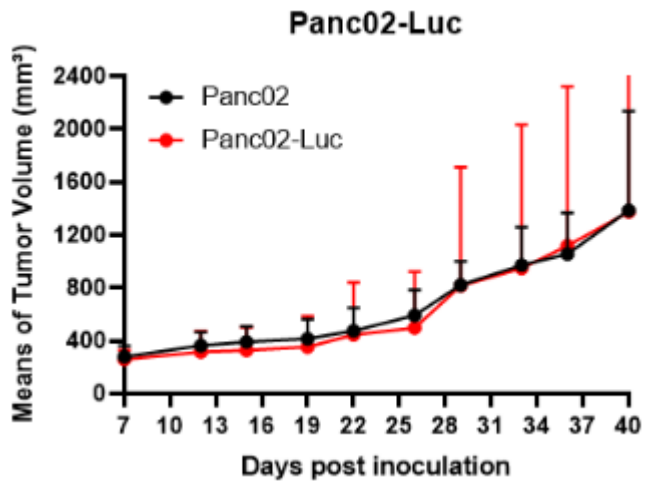


Figure 1. Luciferase activity assay of Panc02-Luc cell line.

A



B

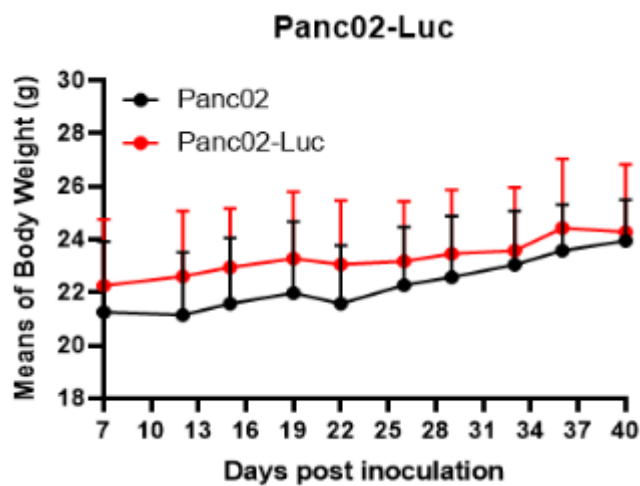


Figure2. Analysis of Tumorigenesis in C57BL/6 mice (n=4). Panc02 and Panc02-Luc cell lines were inoculated subcutaneously into wild-type C57BL/6 mice respectively. The tumor volumes (A) and body weights (B) were measured.