

# hIL12B

系統名	C57BL/6Smoc- <i>Il12be</i> <sup>tm3(hIL12B)/Smoc</sup>
SMOC番号	NM-HU-2000057
維持形態	Embryo cryopreservation

## 遺伝子の概要

Gene Symbol Il12b	<b>Synonyms</b>	p40, Il-12b, Il12p40, Il-12p40
	<b>NCBI ID</b>	<a href="#">16160</a>
	<b>MGI ID</b>	<a href="#">96540</a>
	<b>Ensembl ID</b>	<a href="#">ENSMUSG00000004296</a>
	<b>Human Ortholog</b>	IL12B
	<b>Human Ortholog Associated Diseases by GWAS</b>	免疫缺陷、克罗恩病、银屑病

## 説明

The endogenous mouse Il12b gene was replaced by human IL12B gene.

**応用分野:** Cytokine humanization model; drug screening

\*Literature published using this strain should indicate: hIL12B mice (Cat. NO. NM-HU-2000057) were purchased from Shanghai Model Organisms Center, Inc..

## 表現型データ

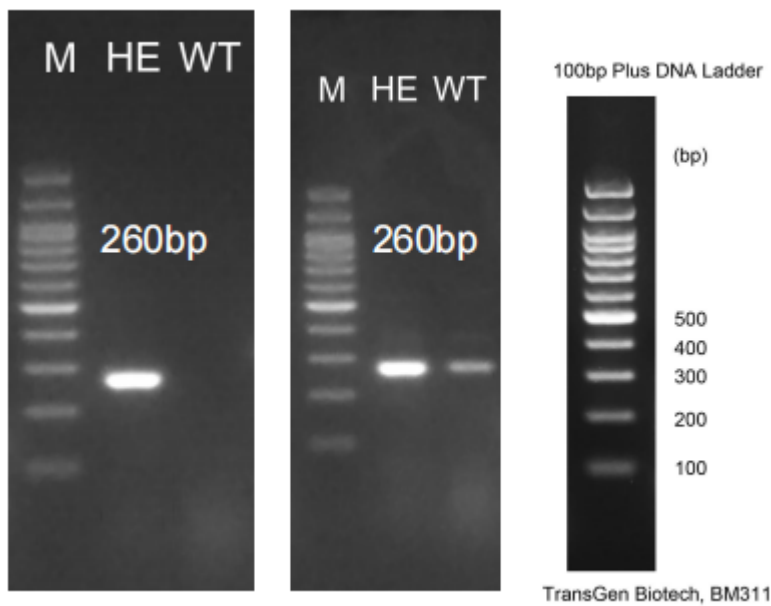


Fig1. Detection of IL12B expression in thymus by RT-PCR.

Wild type: only one band at 260 bp with primers F1/R1(mIl12b);

Heterozygous: one band at 260 bp with primers F1/R1(mIl12b) and one band at 260 bp with primers F2/R2(hIL12B);

Abbr.. M, DNA marker; HO, homozygous; HE, heterozygous; WT, wild type.

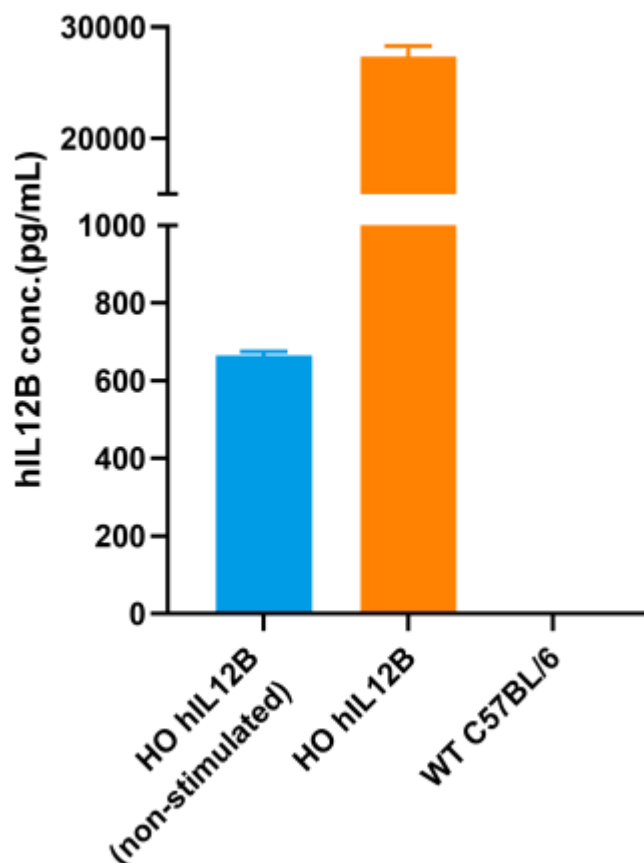


Fig 2. Detection of hIL12B expression in plasma by ELISA.

Abbr. HO, homozygous; HE, heterozygous; WT, wild type.

Note. hIL12B and C57BL/6 mice were i.p. injected with LPS(10mg/kg) for 2h.

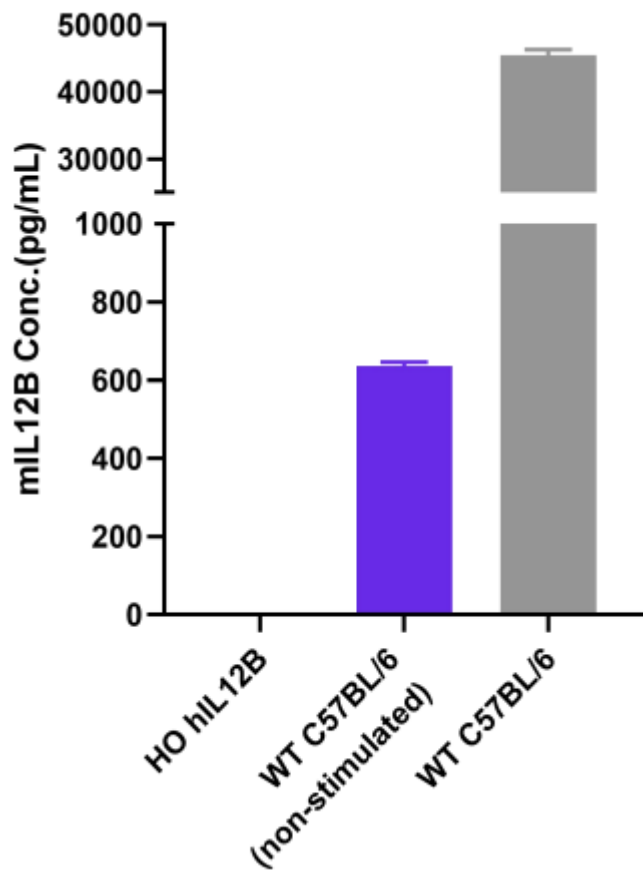


Fig 3. Detection of mIL12B expression in plasma by ELISA.

Abbr. HO, homozygous; HE, heterozygous; WT, wild type.

Note. hIL12B and C57BL/6 mice were i.p. injected with LPS(10mg/kg) for 2h.

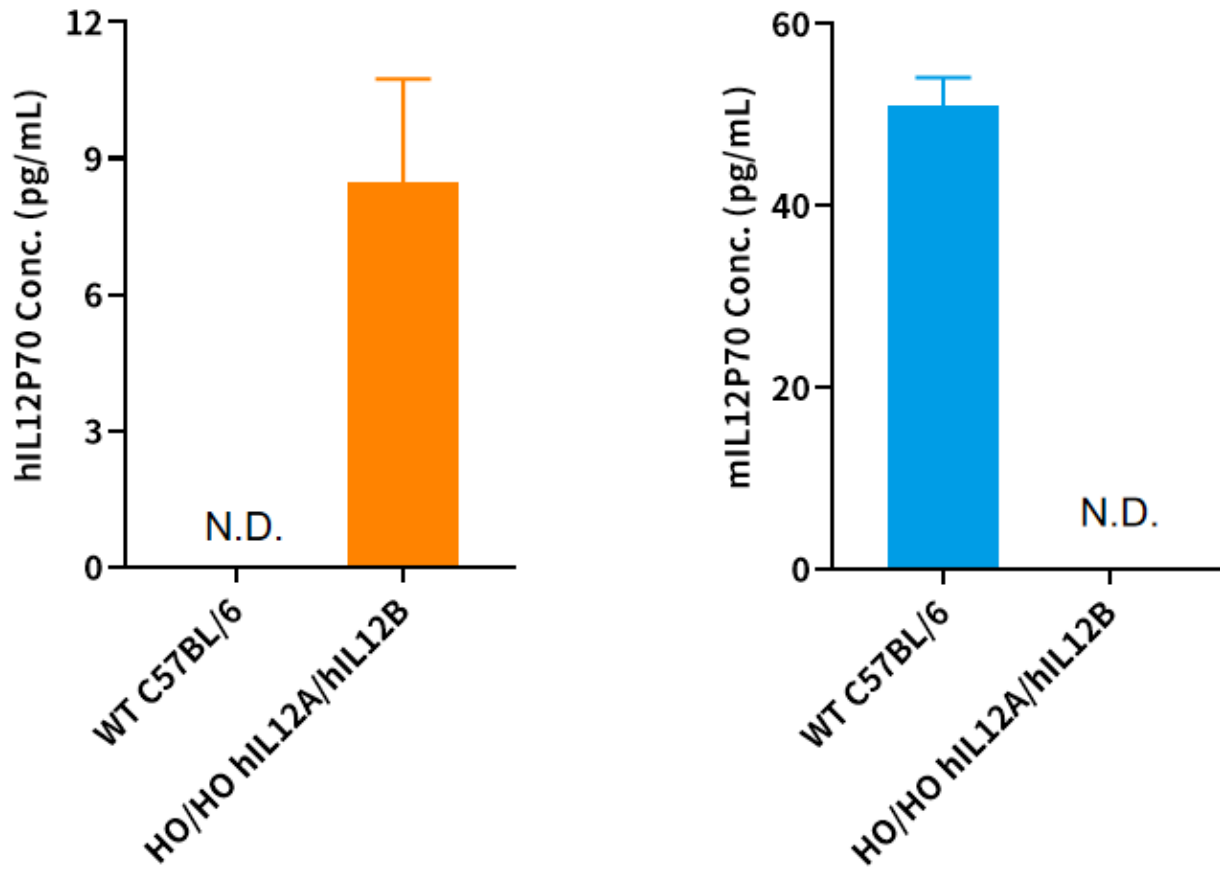


Fig4. Detection of human IL12P70 and mouse IL12P70 expression in serum by ELISA (n=3).

Abbr. HO, homozygous; WT, wild type.

Note. hIL12A/hIL12B and C57BL/6 mice were i.p. injected with LPS for 2h.