

# hIL2/hIL2RA

系統名	C57BL/6Smoc- <i>Il2</i> <sup>tm3(hIL2)</sup> / <i>Il2ra</i> <sup>tm1(hIL2RA)</sup> /Smoc
SMOC番号	NM-HU-200275
維持形態	Embryo cryopreservation

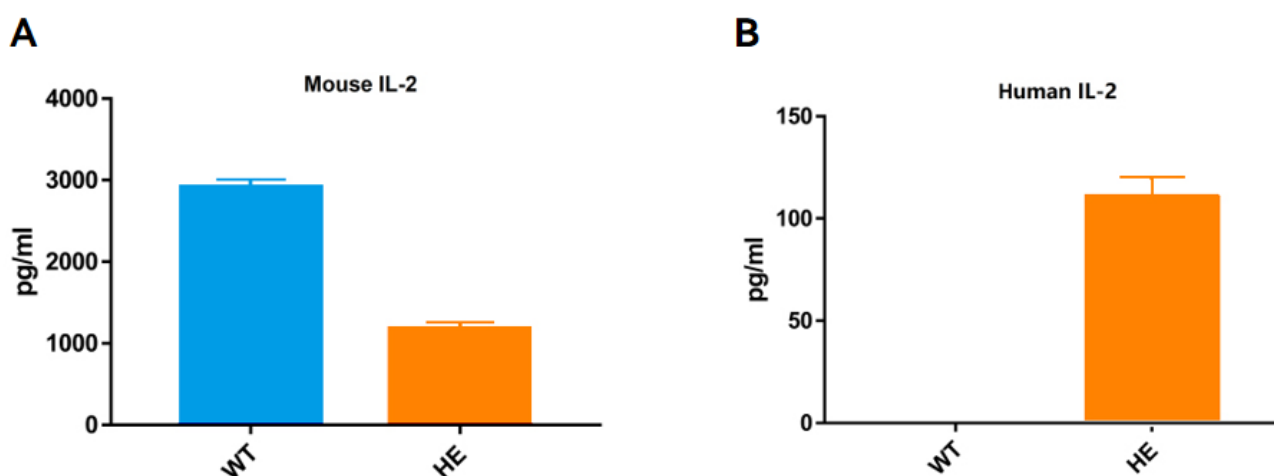
## 遺伝子の概要

Gene Symbol	Synonyms	IL-2, I, CD25, IL2r, Ly-4, Ly-43
	NCBI ID	<a href="#">16183</a> , <a href="#">16184</a>
	MGI ID	<a href="#">96548</a> , <a href="#">96549</a>
	Ensembl ID	<a href="#">ENSMUSG00000027720</a> , <a href="#">ENSMUSG0000026770</a>
	Human Ortholog	IL-2, IL2RA

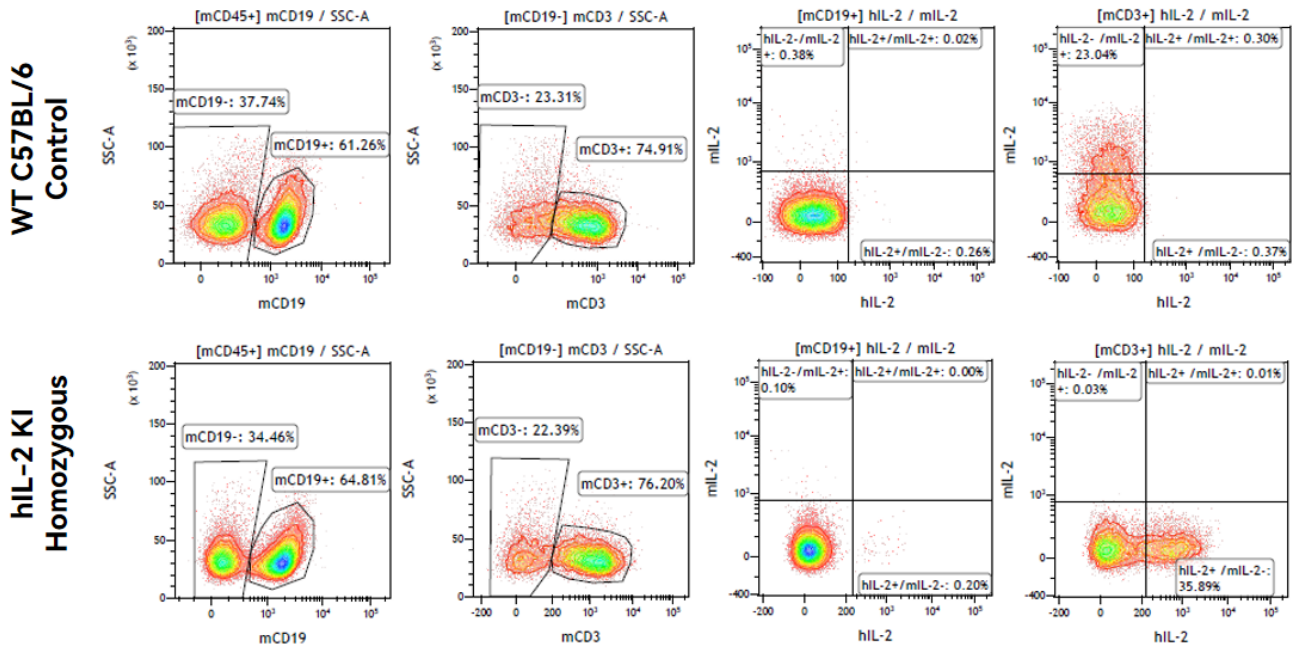
## 説明

hIL2(NM-HU-190048) was crossed with hIL2R(NM-HU-190064) to generate IhIL2/hIL2RA mice. \*Literature published using this strain should indicate: hIL2/hIL2RA mice (Cat. NO. NM-HU-200275) were purchased from Shanghai Model Organisms Center, Inc..

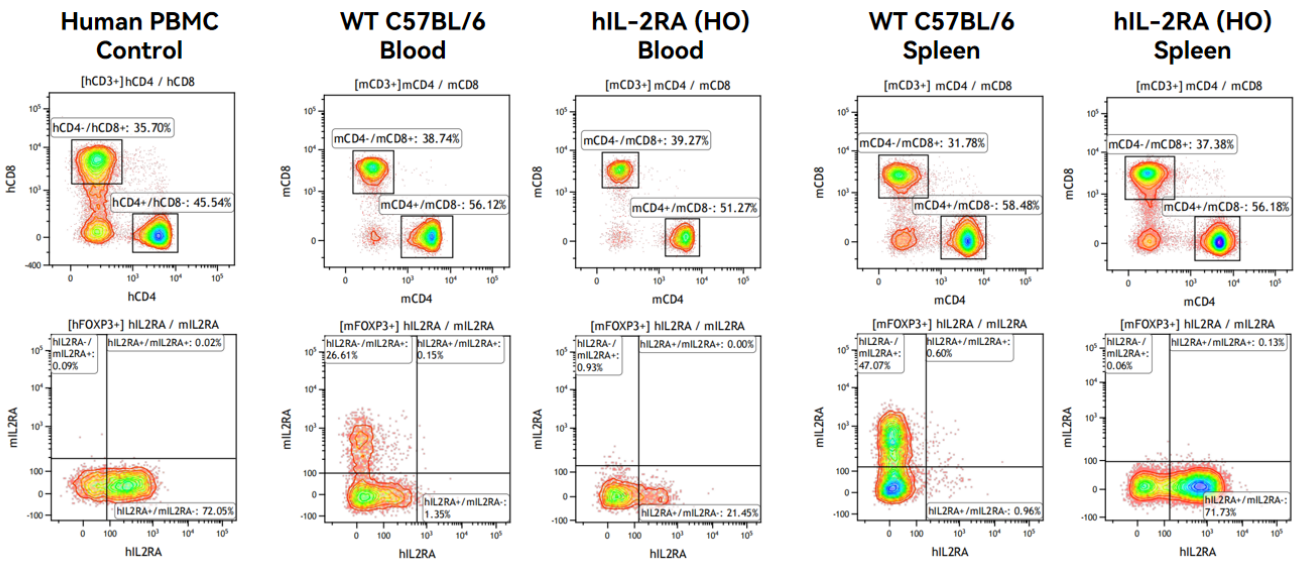
## 表現型データ



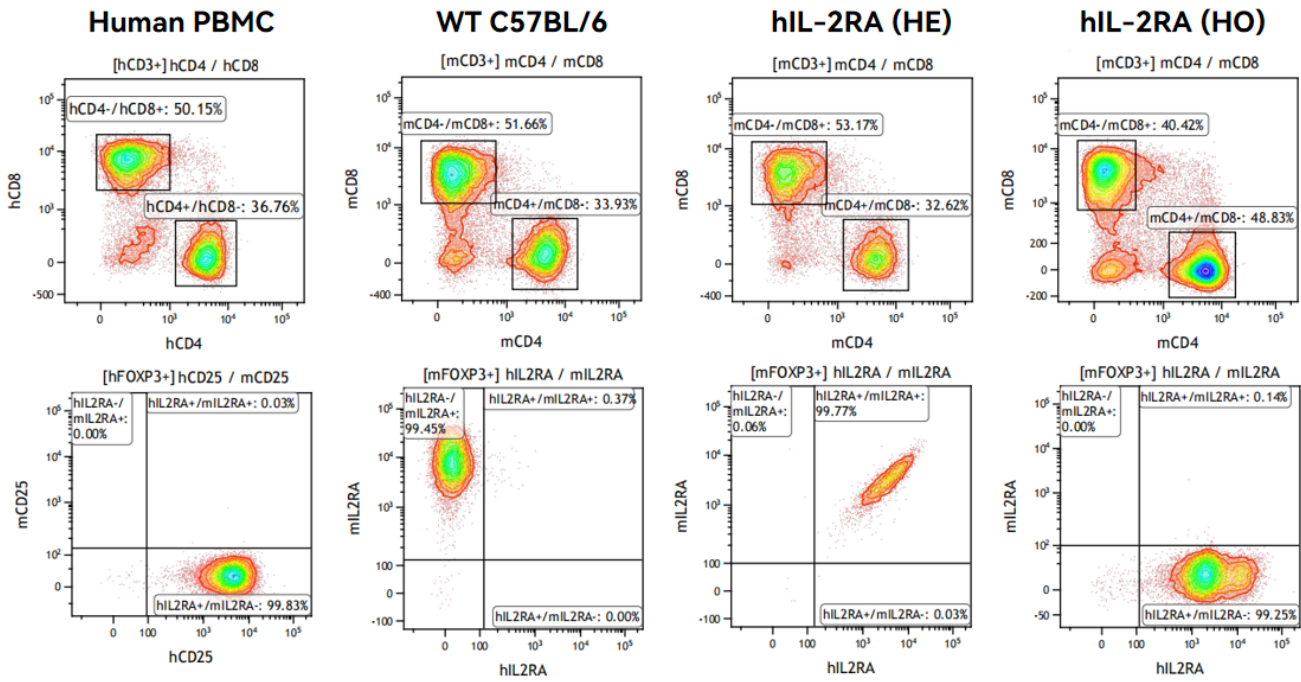
**Fig1. Detection of hIL-2 expression by ELISA in the hIL-2 knockin mice** (Wild type and heterozygous hIL-2 KI mice were administrated with concanavalin).



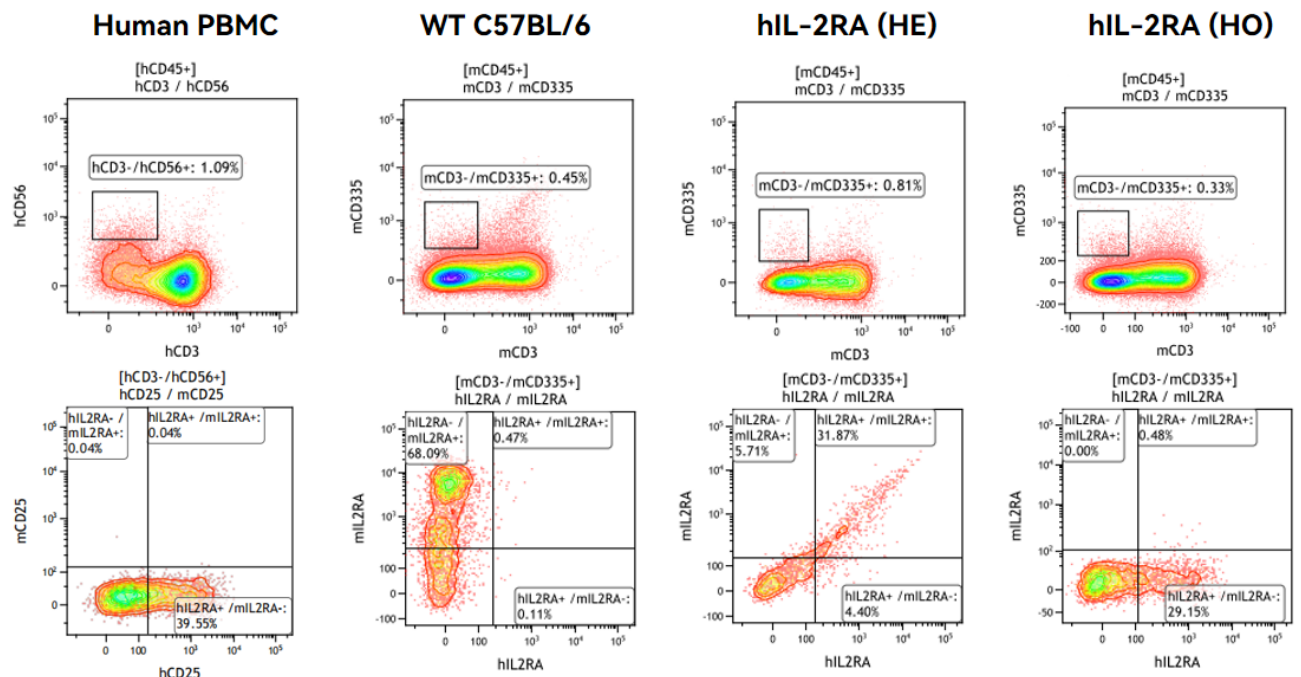
**Fig2. Intracellular staining of IL-2 by FACS post stimulation with anti-mCD3/anti-mCD28 (In collaboration with CrownBio).**



**Fig3. IL-2RA humanized mouse expresses hIL-2RA (hCD25) on naïve Treg in blood (In collaboration with CrownBio).**



**Fig4. hIL-2RA is highly expressed on activated Tregs in spleen in the IL-2RA humanized mouse (In collaboration with CrownBio).**



**Fig5. hIL-2RA is highly expressed on activated NK cells in spleen in the IL-2RA humanized mouse (In collaboration with CrownBio).**