

hALB/hFCRN

系統名	C57BL/6Smoc- <i>Alb</i> ^{em3(hALB)} <i>Fcgrt</i> ^{em2(hFCGRT)/Smoc}
SMOC番号	NM-HU-200278
維持形態	Repository Live

遺伝子の概要

Gene Symbol FCGRT	Synonyms	FcRn
	NCBI ID	14132
	MGI ID	103017
	Ensembl ID	ENSMUSG00000003420
	Human Ortholog	FCGRT
Gene Symbol ALB	Synonyms	Alb1; Alb-1; BCL002
	NCBI ID	11657
	MGI ID	87991
	Ensembl ID	ENSMUSG00000029368
	Human Ortholog	ALB
Gene Symbol Fcgrt	Synonyms	FcRn
	NCBI ID	14132
	MGI ID	103017
	Ensembl ID	ENSMUSG00000003420
	Human Ortholog	FCGRT

説明

hALB(NM-HU-200003)was crossed with hFcRn(NM-HU-190070)to generate hALB/hFCRN mice
 *Literature published using this strain should indicate: hALB/hFCRN mice (Cat. NO. NM-HU-200278) were purchased from Shanghai Model Organisms Center, Inc..

表現型データ

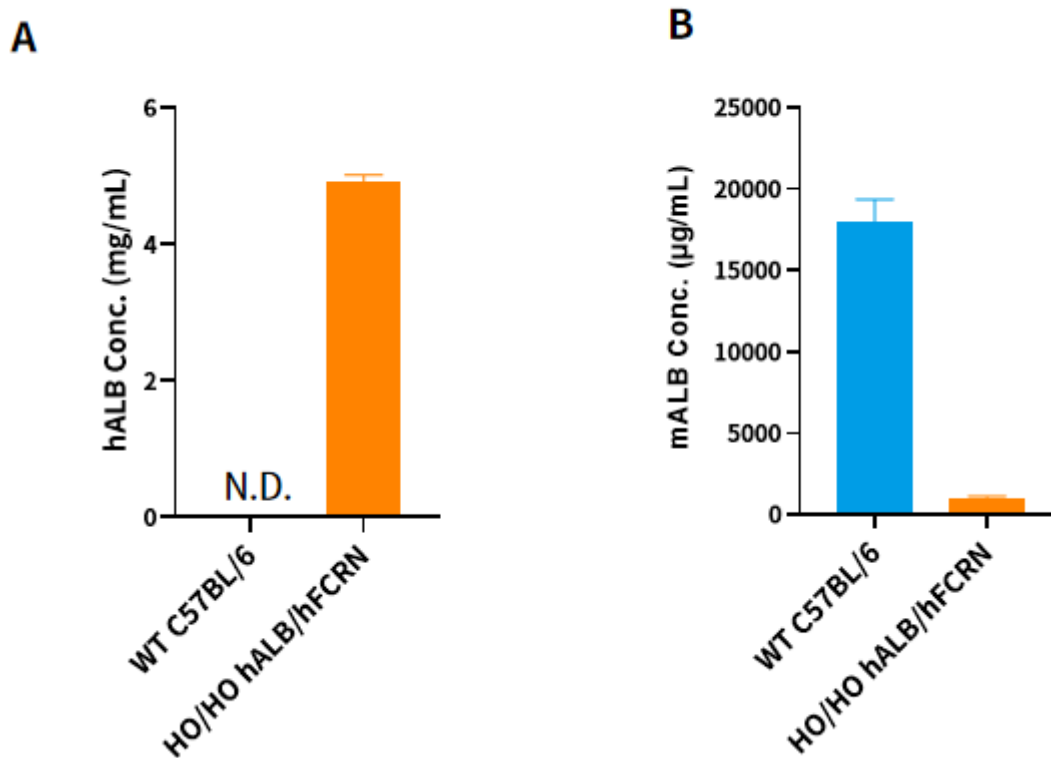


Fig.1 Detection of hALB (A) and mALB (B) expression in serum by ELISA (n=3).

Abbr. HO, homozygous; WT, wild type.

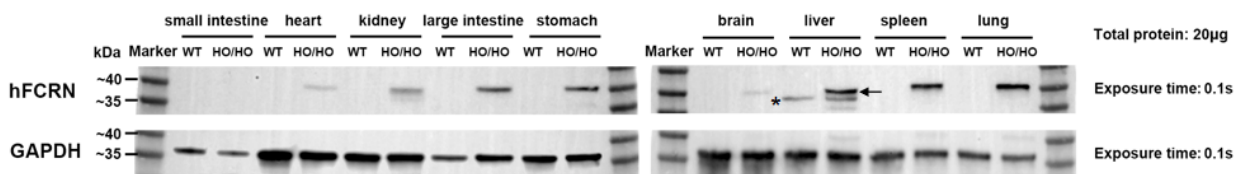


Fig.2 Expression characterization of hFCRN in hALB/hFCRN dKI mice by Western blot. (Arrow indicates expected molecular weight and asterisk indicates a nonspecific band)

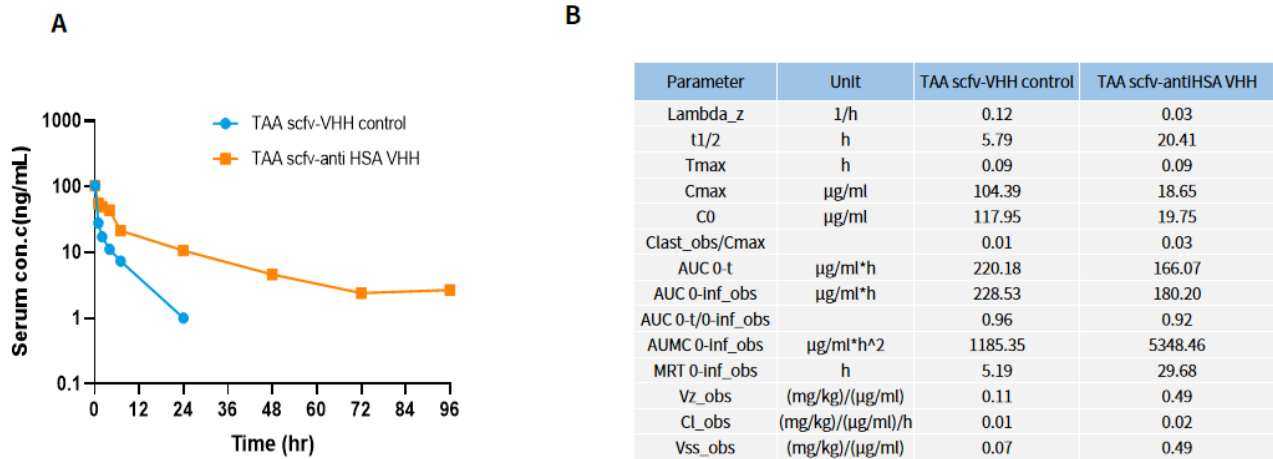


Fig.3 In vivo PK profiles of TAA scfv-anti HSA VHH in hALB/hFCRN mice (female, 10-12weeks, n=3 mice/timepoint).

(In cooperation with the third party).

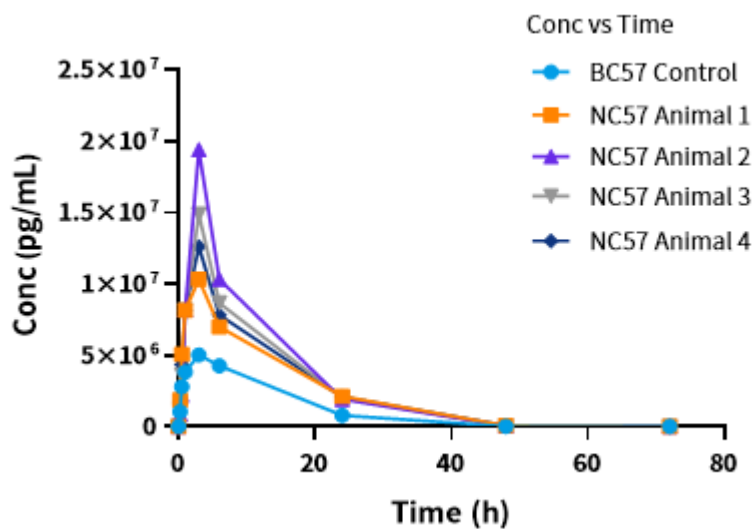


Fig.4 Blood concentration curves of test articles in C57BL/6 and hFcRn/hALB dKI mice. (In cooperation with the third party)

Group/Species	Animal ID	HL_Lambda_z	Tmax	Cmax	AUClast	Vz_F_obs	Cl_F_obs
		h	h	μg/mL	h*μg/mL	mL/kg	mL/h/kg
C57BL/6	BC57	4.087543	3	5018046	79606170	2.22E-06	3.77E-07
hFcRn/hALB	1	6.347321	3	10317268	1.57E+08	1.74E-06	1.9E-07
	2	5.063657	3	19402342	2.09E+08	1.05E-06	1.43E-07
	3	5.696744	3	14859805	1.83E+08	1.34E-06	1.64E-07
	4	6.013475	3	12588537	1.7E+08	1.53E-06	1.76E-07

Table 1 Noncompartmental Analysis (NAC) results of test articles in hFcRn/hALB dKI mice. (In cooperation with the third party)

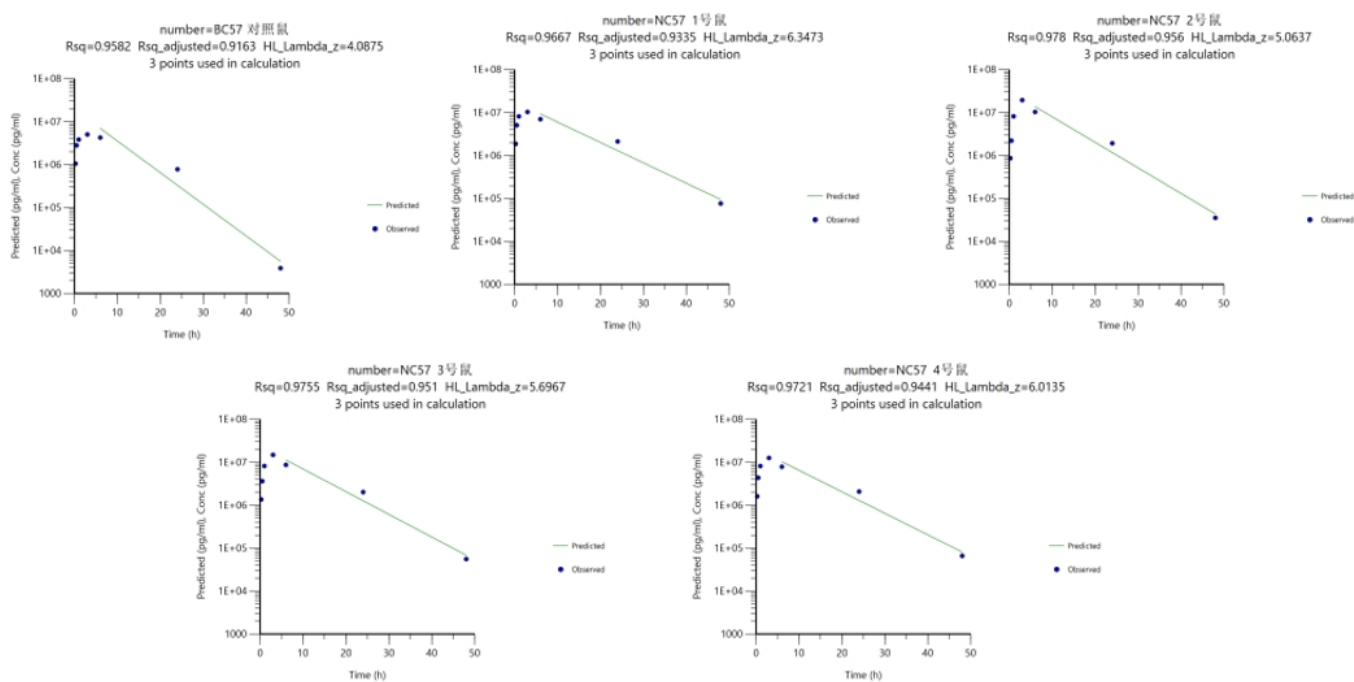


Fig.5 Fitting curves of blood concentration in C57BL/6 and hFcRn/hALB dKI mice. (In cooperation with the third party)